

California Association of Health and Education Linked Professions,
Joint Powers Authority (CAHELP, JPA)
DESERT MOUNTAIN CHARTER SELPA STEERING and FINANCE COMMITTEE MEETING
March 23, 2023 – 1:00 p.m.
Desert Mountain Educational Service Center, 17800 Highway 18, Apple Valley CA 92307

AGENDA

1.0 TELECONFERENCE LOCATIONS

Elite Academic Academy – Lucerne, 43414 Business Park Dr, Temecula CA 92590
Julia Lee Performing Arts Academy, 19740 Grand Ave. Lake Elsinore CA 92530

2.0 CALL TO ORDER

3.0 ROLL CALL

4.0 PUBLIC PARTICIPATION

The public is encouraged to participate in the deliberation of the Desert Mountain Charter SELPA Steering and Finance Committee. Several opportunities are available during the meeting for the Council to receive oral communication regarding the presentations of any items listed on the agenda. Please ask for recognition either before a presentation or after the presentation has been completed. Please complete and submit a “Registration Card to Address the Desert Mountain Charter SELPA Steering and Finance Committee” to the Recording Secretary and adhere to the provisions described therein.

5.0 ADOPTION OF THE AGENDA

5.1 **BE IT RESOLVED** that the March 23, 2023 Desert Mountain Charter SELPA Steering and Finance Committee Meeting Agenda be approved as presented.

6.0 CONSENT ITEMS

It is recommended that the Desert Mountain Charter SELPA Steering and Finance Committee consider approving several Agenda items as a Consent list. Consent Items are routine in nature and can be enacted in one motion without further discussion. Consent items may be called up by any Committee Member at the meeting for clarification, discussion, or change.

6.1 **BE IT RESOLVED** that the following Consent Items be approved as presented:

6.1.1 Approve the January 26, 2023 Desert Mountain Charter SELPA Steering and Finance Committee Meeting Minutes.

7.0 CHIEF EXECUTIVE OFFICER AND STAFF REPORTS

7.1 Legislative Update

Pam Bender will present a legislative update.

7.2 Educationally Related Mental Health Service (ERMHS) Funding Update

California Association of Health and Education Linked Professions,
Joint Powers Authority (CAHELP, JPA)
DESERT MOUNTAIN CHARTER SELPA STEERING and FINANCE COMMITTEE MEETING
March 23, 2023 – 1:00 p.m.
Desert Mountain Educational Service Center, 17800 Highway 18, Apple Valley CA 92307

AGENDA

Pam Bender will provide an ERMHS Funding update.

7.3 Alternative Diploma Pathway Update

Pam Bender will provide an Alternative Diploma Pathway update.

7.4 Desert Mountain Children’s Center Client Services Reports and Update

Linda Llamas will present the Desert Mountain Children’s Center Client Services monthly reports and updates.

7.5 Professional Learning Summary and Update

Heidi Chavez will present the Desert Mountain Charter SELPA’s Professional Learning Summary.

7.6 Resolution Support Services Summary and Update

Kathleen Peters will present the Desert Mountain Charter SELPA’s Resolution Support Services Summary and update.

7.7 Compliance Update

Peggy Dunn will present an update on compliance items from the California Department of Education (CDE).

7.8 Prevention and Intervention Update

Deborah Sarkesian will present the Prevention and intervention Update.

8.0 FINANCE COMMITTEE REPORTS

8.1 Fall 2022 Pupil Count – Final

Marina Gallegos will present the Fall 2022 Pupil Count – Final

8.2 2021-22 Federal Grant Funding Status

Marina Gallegos will provide the 2021-22 Federal Grant Funding Status.

8.3 Learning Recovery Support, Dispute Prevention and Resolution Funds Update

California Association of Health and Education Linked Professions,
Joint Powers Authority (CAHELP, JPA)
DESERT MOUNTAIN CHARTER SELPA STEERING and FINANCE COMMITTEE MEETING
March 23, 2023 – 1:00 p.m.
Desert Mountain Educational Service Center, 17800 Highway 18, Apple Valley CA 92307

AGENDA

Marina Gallegos will provide Learning Recovery Support, Dispute Prevention and Resolution Update.

8.4 Special Education Revenue Distribution Certified on February 17, 2023

Marina Gallegos will present the Special Education Revenue Distribution Certified February 17, 2023.

9.0 INFORMATION ITEMS

9.1 Monthly Occupational & Physical Therapy Services Reports

9.2 Upcoming Professional Learning Opportunities

10.0 STEERING COMMITTEE MEMBERS COMMENTS / REPORTS

11.0 CEO COMMENTS

12.0 MATTERS BROUGHT BY THE PUBLIC

This is the time during the agenda when the Desert Mountain Charter SELPA Steering and Finance Committee is again prepared to receive the comments of the public regarding items on this agenda or any school related special education issue. Speakers are requested to give their name and limit their remarks to five minutes.

Persons wishing to make complaints against Desert Mountain Charter SELPA Steering and Finance Committee personnel must have filed an appropriate complaint form prior to the meeting.

When the Desert Mountain Charter SELPA Steering and Finance Committee goes into Closed Session, there will be no further opportunity for general public to address the Council on items under consideration.

13.0 ADJOURNMENT

The next regular meeting of the Desert Mountain Charter SELPA Steering Committee will be held on Thursday, April 20, 2023, at 1:00 p.m., at the Desert Mountain Educational Service Center, Aster/Cactus Room, 17800 Highway 18, Apple Valley, CA 92307.

Individuals requiring special accommodations for disabilities are requested to contact Jamie Adkins at (760) 955-3555, at least seven days prior to the date of this meeting.

California Association of Health and Education Linked Professions,
Joint Powers Authority (CAHELP, JPA)
DESERT/MOUNTAIN CHARTER SELPA STEERING and FINANCE COMMITTEE MEETING
January 26, 2023 – 1:00 p.m.
Desert Mountain Educational Service Center, 17800 Highway 18, Apple Valley CA 92307

MINUTES

DESERT MOUNTAIN CHARTER SELPA MEMBERS PRESENT:

ASA Charter Schools – Tony Lucey, Ballington Academy – Bill Anderson, Doreen Mulz, Gisella Wong, Desert Trails Preparatory Academy/Laverne Elementary Preparatory Academy – Debbie Tarver, Elite Academic Academy – Jen Edick, Adam Woodard, Encore Jr/Sr High – Bernice Swingle, Julia Lee Performing Arts Academy – Hannah Morales, Leonardo da Vinci Health Sciences – Anne Laird, Odyssey Charter – Chasityflame Price, Pathways to College – James Connell, Taylion High Desert – Brenda Congo, Karen Ware, and Virtual Prep-Lucerne – Malia Lovell.

CAHELP, SELPA, & DMCC STAFF PRESENT:

Jamie Adkins, Codi Andersen, Pam Bender, Ivan Campos, Heidi Chavez, Adrien Faamausili, Thomas Flores, Marina Gallegos, Maurica Manibusan, Isaac Medina, Angela Mgbeke, Lisa Nash, Kathleen Peters, Veronica Rousseau, Adrienne Shepherd-Myles, Jennifer Sutton, and Bobbie Taylor.

1.0 CALL TO ORDER

The regular meeting of the California Association of Health and Education Linked Professions, Joint Powers Authority (CAHELP, JPA) Desert Mountain Charter SELPA Steering and Finance Committee Meeting was called to order by Chairperson Pam Bender at 1:05 p.m., at the Desert/Mountain Educational Service Center, Apple Valley.

2.0 ROLL CALL

3.0 PUBLIC PARTICIPATION

None.

4.0 ADOPTION OF THE AGENDA

4.1 **BE IT RESOLVED** that a motion was made by Tony Lucey, seconded by Debbie Tarver, to approve the January 26, 2023 Desert Mountain Charter SELPA Steering and Finance Committee Meeting Agenda as presented. The motion carried on the following vote 11:0:0: Ayes: Connell, Edick, Laird, Lovell, Lucey, Morales, Mulz, Price, Swingle, Tarver, and Ware.

5.0 CONSENT ITEMS

It is recommended that the Desert Mountain Charter SELPA Steering and Finance Committee consider approving several Agenda items as a Consent list. Consent Items are routine in nature and can be enacted in one motion without further discussion. Consent items may be called up by any Committee Member at the meeting for clarification, discussion, or change.

5.1 **BE IT RESOLVED** that a motion was made by Tony Lucey, seconded by Anne Laird, to approve the following Consent Items as presented. The motion carried on the following vote 11:0:0: Ayes:

California Association of Health and Education Linked Professions,
Joint Powers Authority (CAHELP, JPA)
DESERT/MOUNTAIN CHARTER SELPA STEERING and FINANCE COMMITTEE MEETING
January 26, 2023 – 1:00 p.m.
Desert Mountain Educational Service Center, 17800 Highway 18, Apple Valley CA 92307

MINUTES

Connell, Edick, Laird, Lovell, Lucey, Morales, Mulz, Price, Swingle, Tarver, and Ware.

- 5.1.1 Approve the December 15, 2022 Desert Mountain Charter SELPA Steering and Finance Committee Meeting Minutes.

6.0 CHIEF EXECUTIVE OFFICER AND STAFF REPORTS

6.1 Assembly Bill 361 and Assembly Bill 2449 Brown Act Update

Pam Bender provided a Brown Act Update pertaining to Assembly Bills 361 and 2449. As of the time of the meetings, the California State of Emergency ends February 28, 2023. Pam said after receiving legal opinion and meeting with CAHELP, JPA Governance Council, all CAHELP, JPA meetings will continue with traditional Brown Act provisions. She said committee members will notify Jamie Adkins if they will be participating in person or remotely and if remotely, provide the address where they will participate from so that it can be listed on the agenda. When finalized, the agenda is to be posted at all remote sites with a space available for the public to attend.

6.2 IEP Implementation and Monitoring of Tracking Service Minutes

Pam Bender presented a PowerPoint with information regarding IEP implementation and monitoring of service minute tracking. She said CDE was found out of compliance with federal law because it did not adequately collect data regarding the implementation of student with disabilities IEPs. The state was ordered to develop an annual data collection method speaking directly to an LEAs performance in providing all services promised in a student's IEP. Pam said this is to be done annually beginning this year. CDE will identify a random sample of students, providing the LEA with either their names and/or their statewide student identifier (SSID) so the LEA can provide data for a 60-day period. Pam reported it will be 5% of students with disabilities, not 10% as previously thought. She continued that once the data is gathered, each LEA superintendent or CEO will certify the data is accurate and that school principals have certified that the data is accurate. SELPA will certify then return it to the LEA for final submission to CDE. She reiterated SELPA will not be submitting to CDE, each LEA will submit on their own behalf. CDE confirmed there are a variety of methods that can be used to collect the data. Pam said that SEIS does have a tracking system however it is set up for 365 days instead of actual school days. She continued the related service providers are typically already tracking attendance. Pam stated that absences of the students and providers must be tracked because if a student does not receive services due to them being absent from educational activities, services do not need to be made up. However, if the provider is not available, or if the student is on a school trip, assembly, or other school event/educational activity, services must be made up. This is contrary to what was shared at December's meeting but research enforces it.

Pam shared there is a State SELPA subgroup that is working on an Excel worksheet that will calculate the percentages once service minute data is added. Once SELPA has time to test it, it

California Association of Health and Education Linked Professions,
Joint Powers Authority (CAHELP, JPA)
DESERT/MOUNTAIN CHARTER SELPA STEERING and FINANCE COMMITTEE MEETING
January 26, 2023 – 1:00 p.m.
Desert Mountain Educational Service Center, 17800 Highway 18, Apple Valley CA 92307

MINUTES

will be shared with the LEAs as another option for tracking.

6.3 Alternative Diploma Pathway Update

Pam Bender presented an update on alternative diploma pathway. She explained as part of Assembly Bill (AB) 181 and California Education Code Section 51225.31 is establishing a new high school diploma pathway exclusively for students with significant cognitive disabilities instead of a certificate of completion. Pam said a student can be awarded the alternative diploma if they have met the graduation requirements the LEA has developed. She continued that before commencing 10th grade, the IEP team needs to determine whether the student needs to participate in the graduation standards and the student must take the California Alternative Assessment (CAA) in 11th grade. A student who is in functional skills program is not eligible but a student that needs differential standards for aligned coursework is. Pam said eligible students are those with significant disabilities and are generally in the most severe classes. The student must also be identified as cognitively impaired and not eligible for general education diploma. An LEA will continue to be obligated to provide free appropriate public education (FAPE) until the student is 22 years of age even if they earn an alternative diploma. Pam shared CDE has an Alternative Assessment IEP Committee to assist in developing the guidelines and requirements. Pam reminded the committee members that students who take the CAA are 1% of the special education population so no more than that should be eligible for the alternative diploma. Pam restated the LEAs are to determine what their eligibility requirements will be.

6.4 Understanding the Invisible Learning Disability: Educational and Behavioral Interventions for Children with Fetal Alcohol Spectrum Disorder (FASD)

Pam Bender shared a flyer for an upcoming training *Understanding the Invisible Learning Disability: Educational and Behavioral Interventions for Children with Fetal Alcohol Spectrum Disorder (FASD)*. Dr. Ron Powell and Dr. Sheri Wilkins providing a 5-part monthly training on FASD that is supported by State SELPA. Pam asked the committee members to share the flyer with their staff.

6.5 Desert Mountain Children’s Center Client Services Reports and Update

Pam Bender presented the Desert Mountain Children’s Center Client Services monthly reports and updates. She said the LEA point of contact has received the monthly service reports via email. She asked that Linda Llamas be contacted with questions.

6.6 Professional Learning Summary and Update

Heidi Chavez provided the professional learning summary. She then reported the next Community Advisory Committee (CAC) meeting is scheduled in February with Apple Valley USD hosting. She said representatives from each district are needed as well as chairperson and co-chairperson.

California Association of Health and Education Linked Professions,
Joint Powers Authority (CAHELP, JPA)
DESERT/MOUNTAIN CHARTER SELPA STEERING and FINANCE COMMITTEE MEETING
January 26, 2023 – 1:00 p.m.
Desert Mountain Educational Service Center, 17800 Highway 18, Apple Valley CA 92307

MINUTES

Heidi said having LEA representatives attending the CAC meetings is a requirement of being a SELPA member.

Heidi stated the I-MTSS Symposium will be held on March 8, 2023 and is limited to 300 participants. At a date following the symposium, speaker Ami Davis will return to DMESC to provide a more in-depth training. The date of the additional training will be released on March 8, 2023 at the symposium.

Heidi shared the Special Education Directors' Training is scheduled for February 24, 2023 at 12:00pm-2:00pm. She said the trainers will be presenting virtually but committee members attending in-person will have space to attend as a group and will also be provided with lunch. The topic will be Overidentification and Overrepresentation in Special Education.

6.7 Resolution Support Services Summary and Update

Kathleen Peters presented the Desert Mountain Charter SELPA's Resolution Support Services Summary and update. She then said the Alternative Dispute Resolution (ADR) budget is coming to a close. Kathleen continued part of the budget was used to provide Key2Ed facilitation training. That will not likely be provided by SELPA any longer but Kathleen has resources of other vendors that will be offering it if any LEA is interested. Kathleen said the Core Communication Skills training on February 2, 2023 is full with a waiting list but if interested, contact Nicole Langley.

6.8 Career Technical Education Update

Adrienne Shepherd-Myles presented the Career Technical Education (CTE) update. She shared Transition Planning for All Students is available virtually on February 9, 2023 and also as self-paced course. She said the content is the same in both formats. This will allow teachers and staff to attend whichever fits their schedule best. Adrienne added the training is also beneficial for veteran teachers who have not attended in recent years.

6.9 Compliance Update

Pam Bender presented an update on compliance items from the California Department of Education (CDE). She said LEA that were selected for this year's Small LEA Monitoring did submit Policy and Procedure in December 2022 with Educational Benefit Review is due on January 30, 2023. Pam said CDE will review Educational Benefit Review then in the spring, ask to LEAS to review records of no more than 25 students which will include verifying enrollment, and reviewing the most recent IEP to determine if there will be corrective actions. There will be a training offered in Stepwell platform that has been used in other compliance monitoring along with guidance from Focused Monitoring and Technical Assistance (FMTA) and SELPA staff. Pam encouraged LEA staff to be involved in the student record reviews so they learn to write better IEPs and learn to see patterns.

California Association of Health and Education Linked Professions,
Joint Powers Authority (CAHELP, JPA)
DESERT/MOUNTAIN CHARTER SELPA STEERING and FINANCE COMMITTEE MEETING
January 26, 2023 – 1:00 p.m.
Desert Mountain Educational Service Center, 17800 Highway 18, Apple Valley CA 92307

MINUTES

Pam continued there are currently no charter LEAs in Compliance and Improvement Monitoring though there are some in SELPA.

6.10 Prevention and Intervention Update

Angela Mgbeke provided the Prevention and Intervention update. She shared Deborah Sarkesian is the new coordinator for Prevention and Intervention. Angela reported the team provides PBIS supports, social emotional supports, and other behavioral supports. She stated the Culturally Responsive Classroom training will be offered on February 21, 2023 at 8:30am-11:30am. Another training offered is Role of Universal Screeners scheduled for March 14, 2023.

6.11 Roles of Physical Therapy and Orthopedic Impairment Credential

Codi Andersen reviewed the roles of the physical therapy and orthopedic impairment credential. Physical and occupational therapists are educated through a medical based Master's or Doctorate program, pass a licensing exam to receive their license through an accrediting board of the state. Codi said they can have an assistant that works under their licensing. The evaluations, triennials, and assessments are done based on participation and access to education as well as school functions.

Codi shared an orthopedic impairment is a severe disability that limits a person in their mobility or ability to use their arms and/or legs. She said to provide orthopedic impairment (OI) services, a credentialed special education teacher obtains an added authorization in orthopedic impairment. They provide services to students with Orthopedic Impairment as primary or secondary qualification. Codi continued the OI evaluations, triennials, and assessments are related to the access of core curriculum. She said this could be modifying curriculum or instruments so the student can safely access their environment.

Pam Bender stated if any student has OI on their IEP, the LEA must have a someone with an OI credential to provide those services.

7.0 FINANCE COMMITTEE REPORTS

7.1 Learning Recovery Support, Dispute Prevention and Resolution Funds Update

Marina Gallegos provided Learning Recovery Support, Dispute Prevention and Resolution Update. Marina reported it is one-time funding meant to support students who have been impacted by COVID-19. There have been some requests for reimbursements but there is still a significant amount of money available. Marina said funds must be encumbered by June 30, 2023 and expended by September 30, 2023. She directed the committee members to work with her, Heidi Chavez, or Kathleen Peters to access the funding. Marina added the LEAs must segregate the expenditures in their financial systems in case of audit.

California Association of Health and Education Linked Professions,
Joint Powers Authority (CAHELP, JPA)
DESERT/MOUNTAIN CHARTER SELPA STEERING and FINANCE COMMITTEE MEETING
January 26, 2023 – 1:00 p.m.
Desert Mountain Educational Service Center, 17800 Highway 18, Apple Valley CA 92307

MINUTES

Pam Bender encouraged the committee members to review the plans again because there is a wide range of things the funding can be used for including “other”.

7.2 Educationally Related Mental Health Services (ERMHS) Funding Information

Marina Gallegos provided Educationally Related Mental Health Services (ERMHS) funding information. She reported the governor proposed for the 2022-23 budget that AB 114 ERMHS funding be shifted from the SELPAs to the LEAs. It was postponed to be reviewed for the 2023-24 budget. Marina presented DMCC client count, projected service count, projected clinician need based on 32 clients per caseload, and projected revenue less projected cost for each LEA. She added it is a larger ongoing conversation at CAHELP JPA Governance Council and more information will follow at future meetings.

8.0 INFORMATION ITEMS

8.1 Monthly Occupational & Physical Therapy Services Reports

8.2 Upcoming Professional Learning Opportunities

9.0 STEERING COMMITTEE MEMBERS COMMENTS / REPORTS

None.

10.0 CEO COMMENTS

Pam Bender is hopeful the committee members were able to rest and rejuvenated during the holidays in order to take on the remainder of the school year and all it will hold. She reminded everyone to stay healthy and organized so they can continue with a positive attitude.

11.0 MATTERS BROUGHT BY THE PUBLIC

None.

12.0 ADJOURNMENT

Having no further business to discuss, a motion was made by Tony Lucey, seconded by Brenda Congo, to adjourn the meeting at 2:18pm. The motion carried on the following vote 11:0:0: Ayes: Congo, Connell, Edick, Laird, Lovell, Lucey, Morales, Mulz, Price, Swingle, and Tarver.

The next regular meeting of the Desert Mountain Charter SELPA Steering Committee will be held on Thursday, February 23, 2023, at 1:00 p.m., at the Desert Mountain Educational Service Center, Aster/Cactus Room, 17800 Highway 18, Apple Valley, CA 92307.

California Association of Health and Education Linked Professions,
Joint Powers Authority (CAHELP, JPA)
DESERT/MOUNTAIN CHARTER SELPA STEERING and FINANCE COMMITTEE MEETING
January 26, 2023 – 1:00 p.m.
Desert Mountain Educational Service Center, 17800 Highway 18, Apple Valley CA 92307

MINUTES

Individuals requiring special accommodations for disabilities are requested to contact Jamie Adkins at (760) 955-3555, at least seven days prior to the date of this meeting.

7.1 Legislative Update

No materials, verbal report only

7.2 Educationally Related Mental Health Services Funding Update

No materials, verbal report only

7.3 Alternative Diploma Pathway Update

No materials, verbal report only



Desert Mountain Children's Center
17800 Highway 18
Apple Valley, CA 92307-1219

(760) 955-3601
(760) 946-0819
www.dmchildrenscenter.org

MEMORANDUM

Date: March 22, 2023
To: Special Education Directors

From: Linda Llamas, Director

Subject: Desert Mountain Children's Center Client Reports

Attached are the opened and closed cases for the following services:

- Screening, Assessment, Referral and Treatment (SART)
- Early Identification Intervention Services (EIIS)
- School-Age Treatment Services (SATS)
- Student Assistance Program (SAP)
- Speech and occupational therapy

If you should have any questions, please contact me at (760) 955-3606 or by email at linda.llamas@cahelp.org



Desert / Mountain Children's Center
17800 Highway 18
Apple Valley, CA 92307-1219

P 760-552-6700
F 760-946-0819
W www.dmchildrenscenter.org

March 6, 2022

**From: Desert Mountain Children's Center (DMCC): Linda Llamas, LMFT;
Linda.Llamas@cahelp.org**

To: Steering Committee Members

Re: Mental Health Research Information Article

As we observe Women's History Month DMCC started thinking about how girls and young women are faring in this time of instability and change. We all know that children and adolescents in the United States (U.S.) are not faring well. We have provided information in the past about how the COVID-19 pandemic affected all people but hit our youth especially hard. So much so that the U.S. surgeon general announced a public health advisory in 2021 regarding the state of youth mental health after the interruptions that occurred due to COVID-19.¹ One of the things that has been talked about less is the fact that girls have less favorable outcomes than boys. One study showed that during the pandemic there was an increase in emergency room visits by children and teens – with a significant number of visits from girls 12-17 who presented with eating and tic disorders.² Other studies confirmed this increase in eating³ and tic⁴ disorders in girls during the pandemic, even though tic disorders usually develop in early childhood and typically affect boys more than girls. The phenomenon led to many blaming social media for the increase in both disorders in girls.

Recently the results of the Youth Risk Behavior Survey (YRBS) were released, and it showed that although there are some areas where youth are doing better than in years past, the results showed that girls and young women are struggling.⁵ The YRBS is released every two years and gives us a snapshot of how youth in the U.S. are faring, specifically

in mental health status and risk behaviors. Some of the findings from this year's survey include the following:

- Teen girls are experiencing record high levels of violence and persistent sadness
 - In the measures of substance use, mental health, suicidal thoughts and behaviors, teen girls are faring much worse than teen boys
 - 30% of female students drank alcohol during the past 30 days
 - Female students were more likely than their peers to engage in every substance use behavior
 - 20% of female students experienced sexual violence by anyone
 - 14% of female students had been forced to have sex
 - 60% of female students experienced persistent feelings of sadness or hopelessness
 - 25% of female students made a suicide plan
 - Female students felt less connected to school
 - Female students are almost twice as likely to be bullied electronically and more likely to be bullied at school

The data from the YRBS is striking. It is imperative for all of us to work together to mitigate the circumstances that are causing girls to struggle. Schools can help by:

- Implementing quality social and emotional learning programs
 - Helping girls recognize and name their feelings and find what works to lessen feelings of sadness and uncertainty is key in helping them feel connected and supported

- Providing opportunities for youth development and recognizing accomplishments
 - This helps girls to value qualities such as intelligence or artistic or athletic abilities over appearance – which can be over-emphasized in today's teens' world often ruled by social media
 - Encouraging girls to work together and to root for one another instead of competing can go along way in helping girls feel connected to each other
 - Showcasing how women have impacted history, politics, and science in the U.S. and around the world
- Providing quality health education
 - Especially relationship and sex education
- Making school environments safe
 - Especially for female students
- Professional development opportunities for staff
 - Especially in all forms of bullying and how to prevent it from happening
- Engaging parents and caregivers and community partners
 - Particularly to provide opportunities for girls to connect with women in the community who are leaders in their professions and who are willing to share their stories and be mentors
- Access to needed services
 - Ensuring that girls have access to needed additional services when indicated is important to ensure that their needs are met at the earliest signs of distress

These are just some of the positive steps we can all take toward helping girls overcome the effects of COVID-19 as we move toward a post-pandemic world. We look forward to being your partner in this work.

REFERENCES:

1. Protecting Youth Mental Health, The U.S. Surgeon General's Advisory, 2021
2. Radhakrishnan L, Leeb RT, Bitsko RH, et al. Pediatric Emergency Department Visits Associated with Mental Health Conditions Before and During the COVID-19 Pandemic — United States, January 2019–January 2022. *MMWR Morb Mortal Wkly Rep* 2022;71:319–324. DOI: <http://dx.doi.org/10.15585/mmwr.mm7108e2>.
3. <https://www.cnn.com/2023/02/20/health/disordered-eating-kids-wellness/index.html>
4. <https://www.psychiatry.org/News-room/APA-Blogs/%E2%80%98Outbreak%E2%80%99-of-Sudden-Tics-Among-Teen-Girls>
5. Youth Risk Behavior Survey, Data Summary and Trends Report, 2011-2021

RESOURCES:

- <https://publications.aap.org/aapnews/news/23566/CDC-Teen-girls-engulfed-in-sadness-violence?autologincheck=redirected>
- <https://academic.oup.com/brain/article/145/2/476/6356504?login=false>
- <https://movementdisorders.onlinelibrary.wiley.com/doi/10.1002/mds.28778>
- <https://www.cdc.gov/nssp/partners/Understanding-the-impact.html>
- <https://medicalxpress.com/news/2023-02-teen-girls-mental-health-struggles6.html>

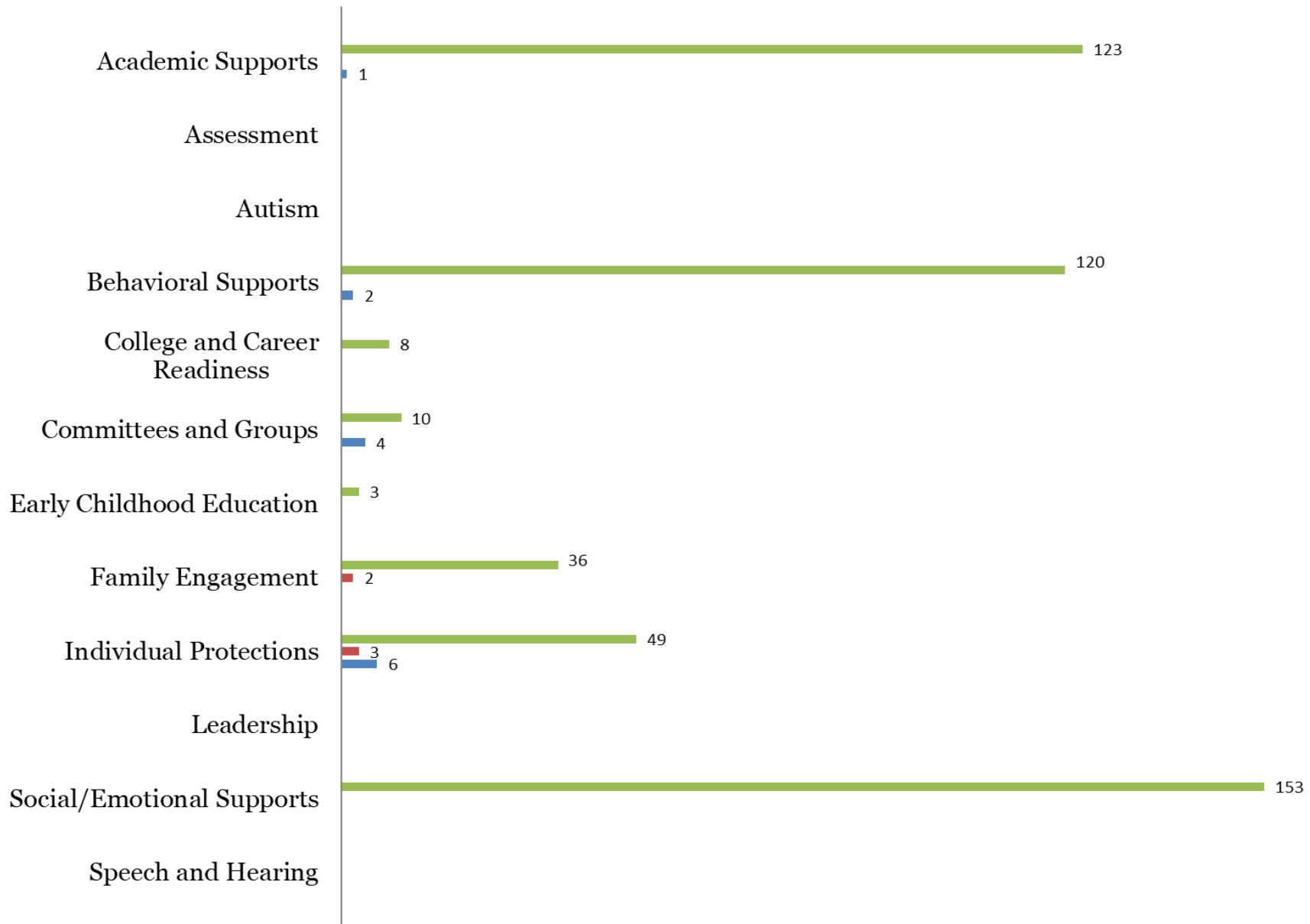
- <https://theconversation.com/how-to-help-teen-girls-mental-health-struggles-6-research-based-strategies-for-parents-teachers-and-friends-200052>

DMCS PROFESSIONAL LEARNING PARTICIPATION SUMMARY

FEBRUARY 2023 PARTICIPANTS - 18

502 YEAR-TO-DATE PARTICIPANTS

■ Total Participants YTD by Content Area ■ On-Site Trainings ■ Regional Trainings

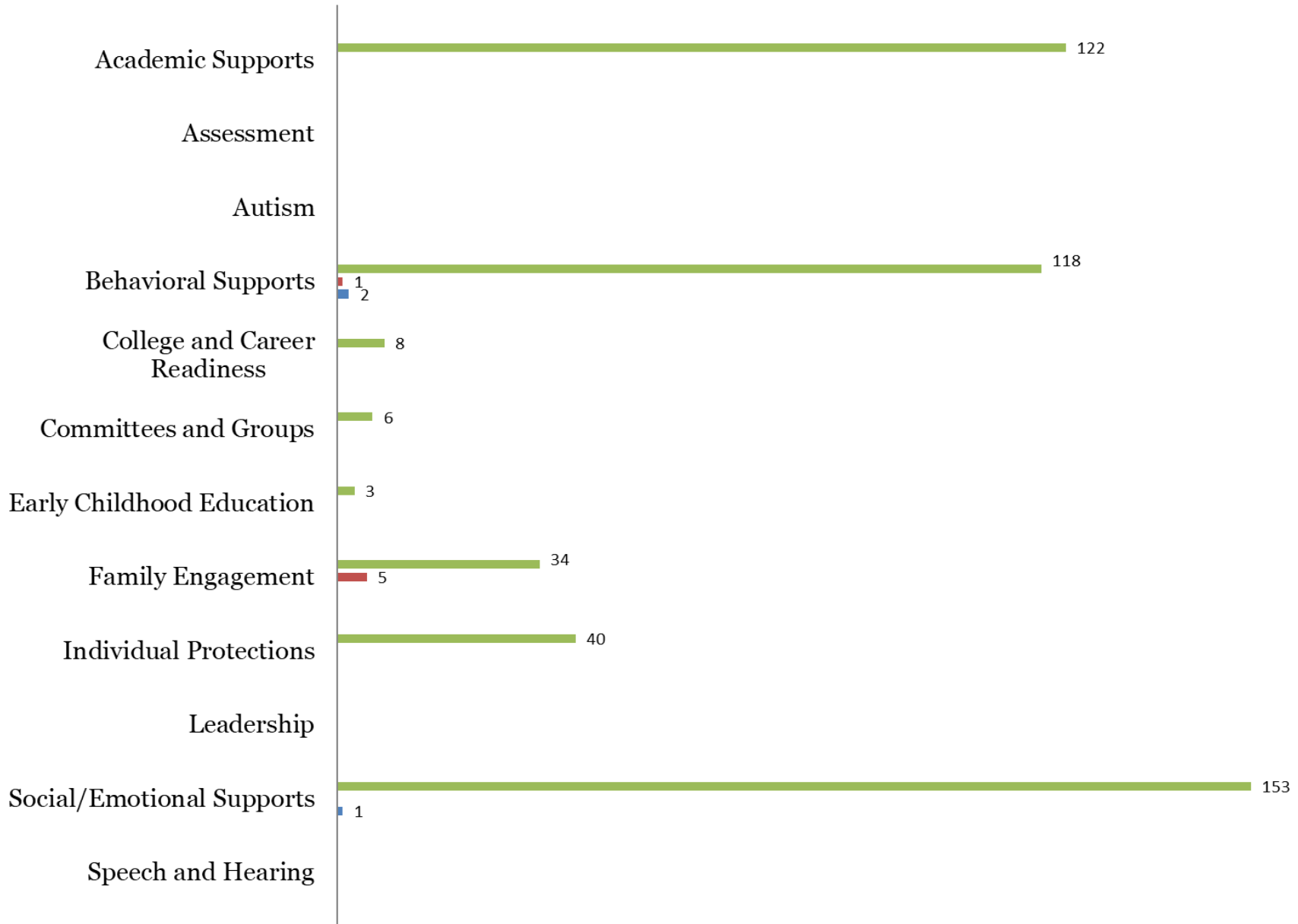


DM CHARTER SELPA PROFESSIONAL LEARNING PARTICIPATION SUMMARY

JANUARY 2023 PARTICIPANTS - 9

484 YEAR-TO-DATE PARTICIPANTS

■ Total Participants YTD by Content Area ■ On-Site Trainings ■ Regional Trainings



Save

Professional
Learning Opportunity



THE

Date!



Steering Committee Meeting Special Education Directors' Trainings

Special education directors will participate in trainings focusing on the needs or interests in the area of special education research, programs, or legal compliance.

April 21, 2023 | 12:00 - 2:00 p.m.

Topic: Legal Updates

Presented by: Jack B. Clarke, Jr., partner with Atkinson, Andelson, Loya, Ruud & Romo
Registration Link: <https://sbcss.k12oms.org/52-229656>

Get in **Touch**

Phone: (760) 955-3552

Email: Marysol.Hurtado@cahelp.org



*I-MTSS follow-up training
Presented by CAHELP*

LGBTQIA+

Language, Sensitivity, and Legislation

Presenter: Ami Davis



8:30 a.m. - 12:30 p.m.
Wednesday, May 17, 2023

This training will start with language and concepts relevant to working with LGBTQIA+ populations, including concepts and updates around name and pronoun usage. Participants will have the opportunity to practice gender neutral language and discuss avenues of respect in that regard. Current legislation, California requirements, and suggested practices will be shared and leave participants with a deeper understanding of their role when working to support LGBTQIA+ folk.

Event location:

Desert Mountain Educational Service Center
17800 Highway 18
Apple Valley, CA, 92307

Cost: \$50 for SELPA and Charter SELPA members
\$75 For non-members

Special Accommodations: Please submit any special accommodation requests at least fifteen working days prior to the training by notating your request registering.

Get in Touch

Email:
Marysol.Hurtado@cahelp.org
Phone:
(760)955-3552



Register Online:
<https://sbcss.k12oms.org/52-231031>

Desert Mountain Charter SELPA
 Due Process Summary
 July 1, 2022 - February 28, 2023

DISTRICT								CASE ACTIVITY FOR CURRENT YEAR						Filed on Parent
	17/18	18/19	19/20	20/21	21/22	22/23	Total	D/W	Resolution Active Settled	Mediation Active Settled	Hearing			
Allegiance STEAM Acad - Thrive	N/A	0	0	0	0	0	0	0	0	0	0	0	0	
Aveson Global Leadership Acad	5	1.5	0	0	2	2	10.5	0	0	0	2	0	0	1
Aveson School of Leaders	1	1.5	0	0	4	2	8.5	2	0	0	1	0	0	0
Ballington Acad for Arts & Sci	0	2	0	0	0	0	2	0	0	0	0	0	0	0
Desert Trails Prep Academy	0	0	0	0	0	0	0	0	0	0	0	0	0	0
Elite Academic Acad - Lucerne	N/A	0	0	4	0	0	4	0	0	0	0	0	0	0
Encore Junior/Senior High School	0	0	0	0	0	0	0	0	0	0	0	0	0	0
Julia Lee Performing Arts Acad	N/A	0	0	0	0	0	0	0	0	0	0	0	0	0
LaVerne Elem Preparatory	0	0.5	0	0	0	0	0.5	0	0	0	0	0	0	0
Leonardo da Vinci Health Sci	0	0	0	0	0	0	0	0	0	0	0	0	0	0
Odyssey Charter School (Altadena)	0	0	0	0	2	1	3	0	0	0	0	1	0	0
Odyssey Charter School -South (Pasa)	N/A	0	0	0	0	0	0	0	0	0	0	0	0	0
Pasadena Rosebud Academy	N/A	1	0	0	0	0	1	0	0	0	0	0	0	0
Pathways to College	0	0	0	0	0	0	0	0	0	0	0	0	0	0
Taylion High Desert Academy	0	0	0	0	0	0	0	0	0	0	0	0	0	0
Virtual Prep Academy at Lucerne	N/A	N/A	N/A	0	0	0	0	0	0	0	0	0	0	0
SELPA-WIDE TOTALS	6	6.5	0	4	8	5	29.5	0	0	0	3	1	0	1

Desert Mountain Charter SELPA
 Due Process Activity Summary
 July 1, 2022–February 28, 2023

LEA	Issue(s)	Date Filed	Resolution Scheduled	Mediation Scheduled	Due Process Hearing	Status	IEE	Comp Ed
1. Aveson School of Leaders Case no. 2022070523	Denial of FAPE 1. Comprehensive assessment 2. Failure to develop/implement IEP 3. Parent participation	7/19/2022	7/27/2022	9/1/2022	9/7-8/2/2022 10/4-10/6/2022	Unexpectedly, parent demanded NPS. Moving to mediation. 9/27/22 Judge declined contuance 9/27/22 - Case dismissed by parent CLOSED - Mediation	N/A	N/A
2. Odyssey Altadena Case no. 2022070179	Child Find 1. Failure to assess prior to May 26, 2022 2. Failure to assess upon parent request 3. Failure to find an IEE in a timely manner	7/7/2022	N/A	8/15/2022 9/19/2022	8/23-25-2022 11/8-10/2022	Resolution waived due to timeline violation. 9/23/22 Case settled CLOSED - Resolution	Psych Ed \$4,500	Academic \$4,500
3. Aveson Case no. 2022080 Filing on parent	Denial of an IEE Filed to defend assessment	8/24/2022	N/A	N/A	N/A	Case withdrawn CLOSED - Resolution	N/A	N/A

Desert Mountain Charter SELPA
Legal Expense Summary
As Reported at Steering February 23, 2023

2000-2001	0.00
2001-2002	0.00
2002-2003	0.00
2003-2004	0.00
2004-2005	0.00
2005-2006	0.00
2006-2007	0.00
2007-2008	0.00
2008-2009	0.00
2009-2010	0.00
2010-2011	0.00
2011-2012	0.00
2012-2013	0.00
2013-2014	0.00
2014-2015	0.00
2015-2016	\$7,378.00
2016-2017	\$33,886.61
2017-2018	\$70,994.67
2018-2019	\$113,834.81
2019-2020	\$58,033.90
2020-2021	\$43,640.20
2021-2022	\$174,116.17
2022-2023	\$39,260.16

Desert/Mountain Charter SELPA
 Due Process Summary
 July 1, 2022 - January 31, 2023

DISTRICT								CASE ACTIVITY FOR CURRENT YEAR						Filed on Parent
	17/18	18/19	19/20	20/21	21/22	22/23	Total	D/W	Resolution Active Settled	Mediation Active Settled	Hearing			
Allegiance STEAM Acad - Thrive	N/A	0	0	0	0	0	0	0	0	0	0	0	0	
Aveson Global Leadership Acad	5	1.5	0	0	2	1	9.5	0	0	0	0	0	0	
Aveson School of Leaders	1	1.5	0	0	4	2	8.5	2	0	0	1	0	0	
Ballington Acad for Arts & Sci	0	2	0	0	0	0	2	0	0	0	0	0	0	
Desert Trails Prep Academy	0	0	0	0	0	0	0	0	0	0	0	0	0	
Elite Academic Acad - Lucerne	N/A	0	0	4	0	0	4	0	0	0	0	0	0	
Encore Junior/Senior High School	0	0	0	0	0	0	0	0	0	0	0	0	0	
Julia Lee Performing Arts Acad	N/A	0	0	0	0	0	0	0	0	0	0	0	0	
LaVerne Elem Preparatory	0	0.5	0	0	0	0	0.5	0	0	0	0	0	0	
Leonardo da Vinci Health Sci	0	0	0	0	0	0	0	0	0	0	0	0	0	
Odyssey Charter School (Altadena)	0	0	0	0	2	1	3	0	0	0	0	1	0	
Odyssey Charter School -South (Pasa)	N/A	0	0	0	0	0	0	0	0	0	0	0	0	
Pasadena Rosebud Academy	N/A	1	0	0	0	0	1	0	0	0	0	0	0	
Pathways to College	0	0	0	0	0	0	0	0	0	0	0	0	0	
Taylion High Desert Academy	0	0	0	0	0	0	0	0	0	0	0	0	0	
Virtual Prep Academy at Lucerne	N/A	N/A	N/A	0	0	0	0	0	0	0	0	0	0	
SELPA-WIDE TOTALS	6	6.5	0	4	8	4	28.5	0	0	0	1	1	0	0

Desert/Mountain Charter SELPA
 Due Process Activity Summary
 July 1, 2022–January 31, 2023

LEA	Issue(s)	Date Filed	Resolution Scheduled	Mediation Scheduled	Due Process Hearing	Status	IEE	Comp Ed
1. Aveson School of Leaders Case no. 2022070523	Denial of FAPE 1. Comprehensive assessment 2. Failure to develop/implement IEP 3. Parent participation	7/19/2022	7/27/2022	9/1/2022	9/7-8/2/2022 10/4-10/6/2022	Unexpectedly, parent demanded NPS. Moving to mediation. 9/27/22 Judge declined contuance 9/27/22 - Case dismissed by parent CLOSED - Mediation	N/A	N/A
2. Odyssey Altadena Case no. 2022070179	Child Find 1. Failure to assess prior to May 26, 2022 2. Failure to assess upon parent request 3. Failure to find an IEE in a timely manner	7/7/2022	N/A	8/15/2022 9/19/2022	8/23-25-2022 11/8-10/2022	Resolution waived due to timeline violation. 9/23/22 Case settled CLOSED - Resolution	Psych Ed \$4,500	Academic \$4,500
3. Aveson Case no. 2022080 Filing on parent	Denial of an IEE Filed to defend assessment	8/24/2022	N/A	N/A	N/A	Case withdrawn CLOSED - Resolution	N/A	N/A

Desert/Mountain Charter SELPA
 Due Process Activity Summary
 July 1, 2022–January 31, 2023

LEA	Issue(s)	Date Filed	Resolution Scheduled	Mediation Scheduled	Due Process Hearing	Status	IEE	Comp Ed
4. AGLA Case no. 2022 - Filing against the student						12/22 - Preparing for filing to defend IEP against private placement 01/23 - Parent visiting classes and schools - filing delayed		
5. AGLA Case no. 2023010682	Failure to assess 1. Psycho Ed 2. Academic 3. OT 4. FBA 5. Transition 6. AT 7. ERMHS Denial of FAPE 1. Inaccurate Goals 2. Unreasonable Placement 3. Lack of progress 4. Failure to provide services 5. Failure to provide research based intervention for ADHD	1/25/2023	2/6/2023	4/23/2023	3/14-16/2023	2/6/23 - Resolution canceled		

Desert /Mountain Charter SELPA
Legal Expense Summary
As Reported at Steering January 26, 2023

2000-2001	0.00
2001-2002	0.00
2002-2003	0.00
2003-2004	0.00
2004-2005	0.00
2005-2006	0.00
2006-2007	0.00
2007-2008	0.00
2008-2009	0.00
2009-2010	0.00
2010-2011	0.00
2011-2012	0.00
2012-2013	0.00
2013-2014	0.00
2014-2015	0.00
2015-2016	\$7,378.00
2016-2017	\$33,886.61
2017-2018	\$70,994.67
2018-2019	\$113,834.81
2019-2020	\$58,033.90
2020-2021	\$43,640.20
2021-2022	\$174,116.17
2022-2023	\$35,321.61



Hot Legal Topics of 2023

A full-day, virtual mini-conference

SELPA Administrators of California is proud to host this unique professional learning opportunity to help practitioners stay current on hot topics, to avoid frequent problem areas in implementation of IDEA, and to work effectively with parents as partners in the IEP process.

 **Tuesday, April 18, 2023**

 **8:30 AM - 3:15 PM**



Our expert attorney presenters are providing their services at no cost to the Association. Proceeds from this event will support increased student and parent participation at our spring Legislative Sharing Day, where we collaborate with families, allies, educational partners, and legislators in furtherance of our mission, to champion educational access and opportunities for students with disabilities in California.

\$75
plus 2.25%
service fee

Register now at:
<https://stateselpa.k12oms.org/>
2722-229586

OUR ESTEEMED LINEUP



8:30 to 9:30 a.m.

Creative Approaches to Dispute Resolution

Dan Harbottle

Harbottle Law Group



9:45 to 10:45 a.m.

Navigating Alternative Pathways to a Diploma

Jan Tomsy

Fagen Friedman & Fulfroest LLP



11:00 a.m. to 12 Noon

The Latest in Best Practices in Assessment

Liz Harland

Adams Silva & McNally LLP



1:00 to 2:00 p.m.

Solid Gold Goals!

Ernest Bell

Atkinson Andelson Loya Ruud & Romo



2:15 to 3:15 p.m.

The Essentials of Alternative Placements

Sarah Garcia


Lozano Smith



Questions? Contact us at register@selpa.info

Desert Mountain Charter SELPA
OVERDUE IEP SUMMARY
As of 02/28/2023

LEA	Number of Overdue IEPs
Allegiance STEAM Academy -Thrive	1
ASA Charter	9
Aveson Global Leadership Academy	0
Aveson School of Leaders	0
Ballington Academy for the Arts and Sciences	4
Desert Trails Charter	8
Elite Academic Academy	2
Encore JR/SR Charter High Desert	4
Julia Lee Performing Arts Academy	10
LaVerne Prep	1
Leonardo da Vinci Health Sciences	1
Odyssey Charter School	8
Odyssey Charter School South	7
Pasadena Rosebud Academy	6
Pathways to College	3
Taylion Charter Schools	8
Virtual Prep Academy	9
Total	81



CA-ISP

California Integrated
Supports Project

California MTSS FRAMEWORK

The California MTSS Framework includes 5 Domains and 11 Features. The needs of the Whole Child are successfully met when ALL Domains and Features are effectively implemented with fidelity.



Whole Child Domain

**Inclusive Academic Instruction
Features**

**Inclusive Behavior Instruction
Features**

**Inclusive Transformative
Social-Emotional Instruction and
Mental Health Support Features**

Essential Domains and Features to Support the Whole Child

**Administrative
Leadership Domain**

Strong & Engaged Site
Leadership Features

Strong Educator Support
System Features

**Integrated Supports
Domain**

Organizational Structure
Features

Strong & Positive School
Culture Features

**Family and Community
Engagement Domain**

Trusting Family Partnerships
Features

Trusting Community
Partnerships Features

**Inclusive Policy Structure
and Practice Domain**

Strong LEA / School
Relationship Features

LEA Policy Framework
Features

Adapted with permission from: SWIFT Education Center. (2016).
Domains and Features Placemat. Lawrence, KS. swiftschools.org



Statement of Purpose

The California Integrated Supports Project (CA-ISP) will provide quality professional development in Social Emotional Learning, Trauma Informed Practices, and Culturally Relevant, and Sustaining Practices. By implementing the Cascade Model, providing systemic support and coaching that is grounded in MTSS/PBIS, evidence-based practices, data and evidence based decision making.



Core Features



[CA-ISP Website](#)



[CA-ISP Interest Form](#)

Understanding and Supporting Students with Adverse Childhood Experiences (ACES)

This course examines the impact adverse childhood experiences (ACES) has on student behavior, education, relationships, health, and future success in life. Participants will gain a better understanding of how adverse experiences such as abuse, neglect, foster care, parental incarceration, and poverty affect learning. Participants will learn how to support the unique needs of students with adverse childhood experiences and increase their repertoire of skills to improve student resiliency and academic outcomes.



Presented By

Robin McMullen, Intervention Specialist

Amy Thompson, Behavioral Health Counselor

Date

April 20, 2023

Time

1:00 - 4:30 p.m.

Location

Desert Mountain Educational Service Center
17800 Highway 18, Apple Valley, CA 92307

Audience

Special education teachers, general education teachers, counselors, school psychologists, site administrators, paraprofessionals, and support staff.

Cost

Desert Mountain SELPA and Charter SELPA
Members \$0.00

Non-member participants \$25.00

Registration

Please register online at:

<https://sbcss.k12oms.org/52-219230>

Special Accommodations

Please submit any special accommodation requests at least fifteen working days prior to the training by notating your request when registering.

Desert Mountain Charter SELPA
 2022 Fall Pupil Count
 By Grade

LEA-Grade	Count of Student Name
Allegiance STEAM Academy - Thrive	
01	19
02	13
03	26
04	14
05	16
06	7
07	14
08	14
KN	13
Allegiance STEAM Academy - Thrive Total	
136	
ASA Charter	
01	4
02	1
03	1
04	1
05	6
06	6
07	5
08	4
09	1
10	1
11	1
12	1
KN	3
ASA Charter Total	
35	
Aveson Global Leadership Academy	
06	4
07	7
08	7
09	8
10	3
11	10
12	4
Aveson Global Leadership Academy Total	
43	
Aveson School of Leaders	
01	8
02	7
03	5
04	6
05	11
KN	3
Aveson School of Leaders Total	
40	

Desert Mountain Charter SELPA
 2022 Fall Pupil Count
 By Grade

Ballington Academy for the Arts and Sciences	
01	3
02	2
03	9
04	5
05	3
06	5
KN	1
Ballington Academy for the Arts and Sciences Total	28
Desert Trails Preparatory Academy	
01	5
02	3
03	1
04	3
05	4
06	4
07	5
08	4
KN	3
Desert Trails Preparatory Academy Total	32
Elite Academic Academy - Lucerne	
01	4
02	2
03	6
04	3
05	7
06	9
07	11
08	9
09	2
10	7
11	12
12	9
KN	2
Elite Academic Academy - Lucerne Total	83
Encore Jr./Sr. High School for the Performing and Visual Arts	
07	15
08	10
09	16
10	19
11	14
12	12
Encore Jr./Sr. High School for the Performing and Visual Arts Total	86

Desert Mountain Charter SELPA
2022 Fall Pupil Count
By Grade

Julia Lee Performing Arts Academy	
01	6
02	6
03	7
04	14
05	6
06	8
07	3
08	5
KN	3
Julia Lee Performing Arts Academy Total	58
LaVerne Elementary Preparatory Academy	
01	3
02	4
03	5
04	5
05	6
06	3
KN	5
LaVerne Elementary Preparatory Academy Total	31
Leonardo da Vinci Health Sciences Charter	
01	2
02	5
03	3
04	1
05	5
06	8
KN	4
Leonardo da Vinci Health Sciences Charter Total	28
OCS - South	
01	3
02	9
03	4
04	2
05	9
06	6
07	6
KN	6
OCS - South Total	45

Desert Mountain Charter SELPA
 2022 Fall Pupil Count
 By Grade

Odyssey Charter	
01	4
02	2
03	8
04	13
05	9
06	5
07	12
08	6
KN	8
Odyssey Charter Total	67
Pasadena Rosebud Academy	
01	3
02	3
04	1
05	2
06	1
07	2
08	2
Pasadena Rosebud Academy Total	14
Pathways to College K8	
01	5
02	4
03	6
04	8
05	9
06	7
07	4
08	5
KN	2
Pathways to College K8 Total	50
Taylion High Desert Academy/Adelanto	
01	2
03	2
04	2
05	1
06	5
07	6
08	4
09	28
10	12
11	7
12	1
KN	2
Taylion High Desert Academy/Adelanto Total	72

Desert Mountain Charter SELPA
2022 Fall Pupil Count
By Grade

Virtual Preparatory Academy at Lucerne	
01	1
02	3
03	9
04	7
05	4
06	8
07	16
08	10
09	5
10	2
11	7
KN	5
Virtual Preparatory Academy at Lucerne Total	77
Grand Total	925

Desert Mountain Charter SELPA
 2021-22 IDEA American Rescue Plan 611 Local Assistance Entitlements (Supplemental) - Resource 3305
 Updated 1/30/23

Report 6: January 1, 2023 through June 30, 2023
 Report 7: July 1, 2023 through September 30, 2023

LEA	Resource 3305 Allocation	Total Claimed 3305	Total Unclaimed 3305
Allegiance STEAM Academy	\$ 30,980	\$ 30,980	\$ -
ASA Charter School	\$ 5,685	\$ -	\$ 5,685
Aveson Global Leadership Academy	\$ 15,917	\$ 9,805	\$ 6,112
Aveson School of Leaders	\$ 14,212	\$ 14,212	\$ -
Ballington Academy	\$ 7,106	\$ 7,106	\$ -
Desert Trails Preparatory Academy	\$ 9,948	\$ -	\$ 9,948
Elite Academic Academy Lucerne	\$ 20,181	\$ 20,181	\$ -
Encore High School	\$ 30,129	\$ 30,129	\$ -
Julia Lee Performing Arts Academy	\$ 14,496	\$ 14,496	\$ -
Laverne Elementary Preparatory Academy	\$ 7,390	\$ -	\$ 7,390
Leonardo da Vinci	\$ 7,106	\$ 7,106	\$ -
Odyssey Charter School	\$ 15,917	\$ 15,917	\$ -
Odyssey Charter School South	\$ 10,232	\$ 10,232	\$ -
Pasadena Rosebud Academy	\$ 3,411	\$ 3,411	\$ -
Pathways to College	\$ 12,791	\$ -	\$ 12,791
Taylion High Desert Academy	\$ 11,085	\$ 11,085	\$ -
Virtual Prep Lucerne	\$ 22,170	\$ 22,170	\$ -
Desert/Mountain Charter SELPA	\$ -	\$ -	\$ -
TOTAL	\$ 238,756	\$ 196,830	\$ 41,926

Desert Mountain Charter SELPA
 Learning Recovery Support (Resource 6537) Claim Summary
 March 6, 2023

Total Apportionment	413,801
Desert/Mountain Charter SELPA Allocation (20%)	82,760
Charter Allocation	331,041

Funds must be encumbered no later than June 30, 2023 and expended by September 30, 2023.

LEA	Allocation by LEA	Amount Claimed	Balance
Allegiance STEAM Academy	43,834	42,788.75	1,045.25
Aveson Global Leadership Academy	31,049	-	31,049.00
Aveson School of Leaders	21,004	-	21,004.00
Ballington Academy	11,415	-	11,415.00
Desert Trails Preparatory Academy	17,351	-	17,351.00
Elite Academic Academy Lucerne	25,570	25,570.00	-
Encore High School	52,055	-	52,055.00
Julia Lee Performing Arts Academy	20,091	-	20,091.00
Laverne Elementary Preparatory Academy	10,045	-	10,045.00
Leonardo da Vinci	15,525	-	15,525.00
Odyssey Charter School	25,113	25,113.00	-
Odyssey Charter School South	12,328	12,000.00	328.00
Pasadena Rosebud Academy	5,936	-	5,936.00
Pathways to College	22,374	-	22,374.00
Taylion High Desert Academy	15,068	-	15,068.00
Virtual Prep Lucerne	2,283	-	2,283.00
DM Charter SELPA	82,760	27,421.62	55,338.38
Total	413,801	132,893.37	280,907.63

Desert Mountain Charter SELPA
 Dispute Prevention Dispute Resolution (Resource 6536) Claim Summary
 March 6, 2023

Total Apportionment	91,956
Desert/Mountain Charter SELPA Allocation (20%)	18,391
Charter Allocation	73,565

Funds must be encumbered no later than June 30, 2023 and expended by September 30, 2023.

LEA	Allocation by LEA	Amount Claimed	Balance
Allegiance STEAM Academy	9,741	-	9,741.00
Aveson Global Leadership Academy	6,900	-	6,900.00
Aveson School of Leaders	4,668	-	4,668.00
Ballington Academy	2,537	-	2,537.00
Desert Trails Preparatory Academy	3,856	-	3,856.00
Elite Academic Academy Lucerne	5,682	5,682.00	-
Encore High School	11,567	-	11,567.00
Julia Lee Performing Arts Academy	4,465	-	4,465.00
Laverne Elementary Preparatory Academy	2,232	-	2,232.00
Leonardo da Vinci	3,450	-	3,450.00
Odyssey Charter School	5,581	3,027.57	2,553.43
Odyssey Charter School South	2,740	2,700.00	40.00
Pasadena Rosebud Academy	1,319	-	1,319.00
Pathways to College	4,972	-	4,972.00
Taylion High Desert Academy	3,348	-	3,348.00
Virtual Prep Lucerne	507	-	507.00
DM Charter SELPA	18,391	1,105.32	17,285.68
	91,956	12,514.89	79,441.11

**
**

** Some items are pending Program Manager approval.

Desert Mountain Charter SELPA
2020-21 AB602 Certified Funding

	Local Education Agency	Annual R1 6/17/2022		Annual R2 2/17/2023		Annual R2 Less Annual R1	
		Resource 6500	ADA	Resource 6500	ADA	Resource 6500	ADA
1	Allegiance STEAM Academy	413,085	773.60	413,085	773.60	-	-
2	Aveson Global Leadership Academy	172,786	367.88	172,786	367.88	-	-
3	Aveson School of Leaders	227,356	413.31	227,356	413.31	-	-
4	Ballington Academy	147,189	259.41	147,189	259.41	-	-
5	Desert Trails Preparatory Academy	301,259	518.28	301,259	518.28	-	-
6	Elite Academic Academy Lucerne	305,439	546.58	305,439	546.58	-	-
7	Elite Academic Academy Virtual Prep	36,144	62.28	36,144	62.28	-	-
8	Encore - Hesperia	463,683	899.27	463,683	899.27	-	-
9	Julia Lee Performing Arts Academy	150,843	299.90	150,843	299.90	-	-
10	Laverne Elementary Preparatory Academy	265,661	444.22	265,661	444.22	-	-
11	Leonardo da Vinci Health Sciences Charter	122,541	236.68	122,541	236.68	-	-
12	Odyssey Charter School	250,190	463.54	250,190	463.54	-	-
13	Odyssey Charter School South	140,481	254.10	140,481	254.10	-	-
14	Pasadena Rosebud Academy	107,795	182.70	107,795	182.70	-	-
15	Pathways to College	166,806	342.80	166,806	342.80	-	-
16	Taylion High Desert Academy	83,034	177.30	83,034	177.30	-	-
17	Low Incidence Materials/Services (DMLI)	57,958	-	57,958	-	-	-
18	SELPA Program Specialists (DCPS)	179,759	-	179,759	-	-	-
19	SELPA Allocated Costs (DCPS)	356,803	-	356,803	-	-	-
20	SELPA Risk Pool (DCRP)	265,002	-	265,002	-	-	-
21	SELPA Set Aside Pool (DCSA)	152,916	-	152,916	-	-	-
22	SELPA-Related Services (0297)	17,611	-	17,611	-	-	-
23	SELPA Mental Health	-	-	-	-	-	-
24	County Regional Services	5,559	-	5,559	-	-	-
25	Total	4,389,900	6,241.85	4,389,900	6,241.85	-	-

Desert/Mountain Charter SELPA
Schedule A - Special Education Revenue At-A-Glance
2020-21 Annual R- 2 Certified 2/17/2023

A	B	C	D	E	F	Adjustments						M	Revenue Distribution		
						G	H	I	J	K	L		N	O	P
	DMCS LEA	Pupil Count	ADA	% of Total ADA	AB602 & Federal Local Assistance Apportionment 6500 & 3310 \$ 816.62	Program Specialists (3,52663%)	Allocated Costs (7%)	* Risk Pool Level (Non-Add)	Risk Pool Adjustment	Set Aside Pool (3%)	Purchased Services	Adjusted Apportionment	Federal IDEA Local Assistance	AB602 Apportionment	Adjusted Apportionment by Revenue Source
1	Local Education Agency														
2	Allegiance STEAM Academy	7/2018	96	773.60	12.39%	631,733	(22,279)	(44,221)	1	(18,952)		514,695	101,610	413,085	514,695
3	Aveson Global Leadership Academy	7/2015	68	367.88	5.89%	300,416	(10,595)	(21,029)	1	(9,012)	-	244,759	71,973	172,786	244,759
4	Aveson School of Leaders	7/2015	45	413.31	6.62%	337,515	(11,903)	(23,626)	1	(10,125)	-	274,985	47,629	227,356	274,985
5	Ballington Academy	7/2017	24	259.41	4.16%	211,838	(7,471)	(14,829)	1	(6,355)	-	172,592	25,402	147,189	172,592
6	Desert Trails Preparatory Academy	7/2013	37	518.28	8.30%	423,235	(14,926)	(29,626)	1	(12,697)	(4,403)	340,421	39,162	301,259	340,421
7	Elite Academic Academy Lucerne	10/2018	55	546.58	8.76%	446,346	(15,741)	(31,244)	1	(13,390)	-	363,653	58,214	305,439	363,653
8	Elite Academic Academy Virtual Prep	10/2018	5	62.28	1.00%	50,859	(1,794)	(3,560)	1	(1,526)	-	41,436	5,292	36,144	41,436
9	Encore - Hesperia	7/2013	115	899.27	14.41%	734,358	(25,898)	(51,405)	2	(22,031)	(5,559)	585,403	121,720	463,683	585,403
10	Julia Lee Performing Arts Academy	7/2018	46	299.90	4.80%	244,903	(8,637)	(17,143)	1	(7,347)	-	199,531	48,688	150,843	199,531
11	Laverne Elementary Preparatory Academy	7/2013	22	444.22	7.12%	362,757	(12,793)	(25,393)	1	(10,883)	(6,604)	288,946	23,286	265,661	288,946
12	Leonardo da Vinci Health Sciences Charter	7/2019	33	236.68	3.79%	193,276	(6,816)	(13,529)	1	(5,798)	-	157,469	34,928	122,541	157,469
13	Odyssey Charter School	7/2015	55	463.54	7.43%	378,534	(13,349)	(26,497)	1	(11,356)	-	308,404	58,214	250,190	308,404
14	Odyssey Charter School South	7/2018	27	254.10	4.07%	207,502	(7,318)	(14,525)	1	(6,225)	-	169,059	28,578	140,481	169,059
15	Pasadena Rosebud Academy	7/2018	13	182.70	2.93%	149,196	(5,262)	(10,444)	1	(4,476)	-	121,555	13,760	107,795	121,555
16	Pathways to College	7/2016	49	342.80	5.49%	279,936	(9,872)	(19,595)	2	(8,398)	(6,604)	218,670	51,863	166,806	218,670
17	Taylton High Desert Academy	7/2013	33	177.30	2.84%	144,786	(5,106)	(10,135)	1	(4,344)	-	117,962	34,928	83,034	117,962
18	Low Incidence Materials/Services (DMLI)					57,958						57,958	-	57,958	57,958
19	SELPA Program Specialists (DCPS)					-	179,759					179,759	-	179,759	179,759
20	SELPA Allocated Costs (DCPS)					-		356,803				356,803	-	356,803	356,803
21	SELPA Risk Pool (DCRP)					-			265,002			265,002	-	265,002	265,002
22	SELPA Set Aside Pool (DCSA)					-				152,916		152,916	-	152,916	152,916
23	SELPA-Related Services (0297)					-					17,611	17,611	-	17,611	17,611
24	SELPA Mental Health					-						-		-	-
25	County Regional Services										5,559	5,559		5,559	5,559
26															
27															
28															
29															
30															
31	Total		723	6,241.85	100.00%	5,155,147	-	-	-	-	-	5,155,147	765,247	4,389,900	5,155,147

* Risk Pool
Level 1 5%
Level 2 6%
Level 3 7%
Level 4 8%



SELPA Special Education Funding Exhibit - Charter SELPA

SELPA: 36 SA S Ber rdi o COE: Desert
 Mou t i Ch rter
 Distri t: S Ber rdi o Co. Offi e of Edu tio c

Period: 2 2 21 A u IR2
 DS Code: 36 1 363 c

ADA [EC 56836.144] and COLA [EC 56836.14]

Curre t Ye r SELPA Tot l ADA c	A 1 c	<u>6,241.85</u>
Prior Ye r SELPA Tot l ADA	A 2	<u>6,752.9</u>
Se o d Prior Ye r SELPA Tot l ADA c	A 3 c	<u>6,161.81</u>
SELPA Fu ded ADA (Gre ter of A 1, A 2, or A 3) c	A 4	<u>6,752.9</u>
2 19 2 SELPA Fu ded ADA c	A 5 c	<u>6,752.9</u>
Cost of Livi g Adjustme t (COLA) F tor c	A 6 c	<u>1.</u>

BASE RATE [EC 56836.146] and BASE GRANT FUNDING [EC 56836.148]

Prior Ye r SELPA B se R te c	B 1 \$	<u>557.2716 61212</u>
Mi imum SELPA B se R te c	B 2 \$ c	<u>625.</u>
SELPA B se R te (Gre ter of B 1 or B 2) c	B 3	<u>625.</u>
B se Gr t E titleme t (A 4 * B 3) c	B 4 \$	<u>4,22 ,562.5</u>
B se Pror tio F tor c	B 5 c	<u>1.</u>
Adjusted B se Gr t E titleme t (B 4 * B 5) c	B 6 \$	<u>4,22 ,562.5</u>

GENERAL FUNDING [EC 56836.15]

Lo l Spe i l Edu tio Property Taxes [EC 2572] c	C 1 \$	<u>.</u>
Appli ble Ex ess ERAF c	C 2 \$ c	<u>.</u>
Tot l Dedu tio s (C 1 + C 2) c	C 3 \$	<u>.</u>
Net Fu di g E titleme t (B 6 C 3) c	C 4 \$	<u>4,22 ,562.5</u>

PROGRAM SPECIALISTS/REGIONALIZED SERVICES (PS/RS) [EC 56836.24]

2 19 2 St tewide Aver ge PS/RS R te c	D 1 \$	<u>16.4936216146 c</u>
---------------------------------------	--------	------------------------

Current Year Title Average P/R Rate (D-1 * A-6) 3	D-2 \$	<u>16,962,161.6</u>
P/R Entitlement (A-5 * D-2)	D-	<u>\$ 111,797.83</u>
P/R Proration Factor	D-4 3	<u>1.0000000000</u>
P/R Apportionment (D- * D-4)	D-5 \$ 3	<u>111,797.83</u>

LOW INCIDENCE [EC 56836.22]

CALPAD Full Prorated Low Incidence Pupil Counts 3	E-1 3	<u>19</u>
Low Incidence Rate	E-2 \$	<u>,050.41420522</u>
Low Incidence Apportionment (E-1 * E-2)	E-	<u>\$ 57,958.203</u>

EXTRAORDINARY COST POOL FOR NONPUBLIC NONSECTARIAN SCHOOLS (NPS) / LICENSED CHILDRENS INSTITUTIONS (LCI) [EC 56836.21]

NP/LCI Extrordinary Cost Pool Apportionment	F-1 \$ 3	<u>0</u>
---	----------	----------

APPORTIONMENT SUMMARY

Net Funding Entitlement (C-4)	G-1 \$	<u>4,220,562.503</u>
Program Specifics/Regonize Services (D-5) 3	G-2 \$	<u>111,797.83</u>
Low Incidence (E-)	G-	<u>\$ 57,958.20</u>
Extrordinary Cost Pool (F-1, Annual Only) 3	G-4 \$	<u>0</u>
Total Apportionment (Sum of G-1 through G-4)	G-5 \$ 3	<u>4,89,900.3</u>

Export to Excel 3

Questions: Principal Apportionment Section | pase@cde.ca.gov | 916-324-4541 3

Desert Mountain Charter SELPA
2021-22 AB602 Certified Funding

Local Education Agency	P2 6/17/2022		Annual 2/17/2023		Annual less P2	
	Resource 6500	ADA	Resource 6500	ADA	Resource 6500	ADA
1 Allegiance STEAM Academy	501,518	843.61	501,722	843.61	204	-
2 ASA Charter	114,363	188.16	114,408	188.16	45	-
3 Aveson Global Leadership Academy	114,003	233.70	115,305	235.43	1,302	1.73
4 Aveson School of Leaders	195,673	339.18	190,042	331.24	(5,631)	(7.94)
5 Ballington Academy	106,950	182.26	109,203	185.33	2,253	3.07
6 Desert Trails Preparatory Academy	298,917	472.10	299,032	472.10	115	-
7 Elite Academic Academy - Lucerne (0136960)	417,341	675.55	417,505	675.55	164	-
8 Encore - Hesperia	357,388	648.17	357,546	648.17	158	-
9 Julia Lee Performing Arts Academy	191,513	334.74	191,594	334.74	81	-
10 Laverne Elementary Preparatory Academy	311,188	471.51	311,302	471.51	114	-
11 Leonardo da Vinci Health Sciences Charter	133,651	219.38	133,704	219.38	53	-
12 Odyssey Charter School	256,765	432.17	256,870	432.17	105	-
13 Odyssey Charter School South	180,059	298.67	180,131	298.67	72	-
14 Pasadena Rosebud Academy	96,088	149.70	96,125	149.70	37	-
15 Pathways to College	170,205	311.36	170,281	311.36	76	-
16 Taylion High Desert Academy	159,192	273.69	159,258	273.69	66	-
17 Virtual Prep Academy Lucerne - EAA (0138107)	244,949	445.29	245,734	446.23	785	0.94
18 Low Incidence Materials/Services (DMLI)	59,418	-	59,418	-	-	-
19 Out-of-Home Care (DCOH)	-	-	145,334	-	145,334	-
20 SELPA Program Specialists (DCPS)	202,983	-	202,983	-	-	-
21 SELPA Allocated Costs (DCPS)	402,900	-	402,900	-	-	-
22 SELPA Risk Pool (DCRP)	289,447	-	289,448	-	1	-
23 SELPA Set Aside Pool (DCSA)	172,672	-	172,672	-	-	-
24 SELPA-Related Services (0297)	22,861	-	22,861	-	-	-
25 SELPA Mental Health	-	-	-	-	-	-
26 County Regional Services	3,587	-	3,587	-	-	-
27 Total	5,003,631	6,519.24	5,148,965	6,517.04	145,334	(2.20)

Apportioned out-of-home care funding

Desert/Mountain Charter SELPA
 Schedule A - Special Education Revenue At-A-Glance
 2021-22 Annual Certified 2/17/2023

	A	B	C	D	E	F	Adjustments						M	Revenue Distribution		
							G	H	I	J	K	L		N	O	P
						AB602 & Federal Local Assistance Apportionment 6500 & 3310 \$ 883,18	Program Specialists (3.52663%)	Allocated Costs (7%)	* Risk Pool Level (Non-Add)	Risk Pool Adjustment	Set Aside Pool (3%)	Purchased Services	Adjusted Apportionment	Federal IDEA Local Assistance	AB602 Apportionment	Adjusted Apportionment by Revenue Source
1	Local Education Agency	DMCS LEA	Pupil Count	ADA	% of Total ADA											
2	Allegiance STEAM Academy	7/2018	109	843.61	12.94%	745,060	(26,275)	(52,154)	1	(37,253)	(22,352)		607,025	105,303	501,722	607,025
3	ASA Charter	7/2021	20	188.16	2.89%	166,179	(5,861)	(11,633)	2	(9,971)	(4,985)		133,730	19,322	114,408	133,730
4	Aveson Global Leadership Academy	7/2015	56	235.43	3.61%	207,927	(7,333)	(14,555)	1	(10,396)	(6,238)		169,405	54,100	115,305	169,405
5	Aveson School of Leaders	7/2015	50	331.24	5.08%	292,545	(10,317)	(20,478)	1	(14,627)	(8,776)	-	238,346	48,304	190,042	238,346
6	Ballington Academy	7/2017	25	185.33	2.84%	163,680	(5,772)	(11,458)	1	(8,184)	(4,910)	-	133,355	24,152	109,203	133,355
7	Desert Trails Preparatory Academy	7/2013	35	472.10	7.24%	416,949	(14,704)	(29,186)	1	(20,847)	(12,508)	(6,858)	332,845	33,813	299,032	332,845
8	Elite Academic Academy - Lucerne (0136960)	10/2018	71	675.55	10.37%	596,632	(21,041)	(41,764)	1	(29,832)	(17,899)	-	486,096	68,592	417,505	486,096
9	Encore - Hesperia	7/2013	106	648.17	9.95%	572,451	(20,188)	(40,072)	1	(28,623)	(17,174)	(6,445)	459,950	102,404	357,546	459,950
10	Julia Lee Performing Arts Academy	7/2018	51	334.74	5.14%	295,636	(10,426)	(20,695)	1	(14,782)	(8,869)	-	240,864	49,270	191,594	240,864
11	Laverne Elementary Preparatory Academy	7/2013	26	471.51	7.24%	416,428	(14,686)	(29,150)	1	(20,821)	(12,493)	(2,858)	336,420	25,118	311,302	336,420
12	Leonardo da Vinci Health Sciences Charter	7/2019	25	219.38	3.37%	193,752	(6,833)	(13,563)	1	(9,688)	(5,813)	-	157,856	24,152	133,704	157,856
13	Odyssey Charter School	7/2015	56	432.17	6.63%	381,684	(13,461)	(26,718)	1	(19,084)	(11,451)	-	310,971	54,100	256,870	310,971
14	Odyssey Charter School South	7/2018	36	298.67	4.58%	263,779	(9,303)	(18,465)	1	(13,189)	(7,913)	-	214,910	34,779	180,131	214,910
15	Pasadena Rosebud Academy	7/2018	12	149.70	2.30%	132,212	(4,663)	(9,255)	1	(6,611)	(3,966)	-	107,718	11,593	96,125	107,718
16	Pathways to College	7/2016	45	311.36	4.78%	274,987	(9,698)	(19,249)	1	(13,749)	(8,250)	(10,287)	213,754	43,474	170,281	213,754
17	Taylison High Desert Academy	7/2013	39	273.69	4.20%	241,718	(8,524)	(16,920)	1	(12,086)	(7,252)	-	196,935	37,677	159,258	196,935
18	Virtual Prep Academy Lucerne - EAA (0138107)	10/2018	78	446.23	6.85%	394,101	(13,899)	(27,587)	1	(19,705)	(11,823)	-	321,088	75,354	245,734	321,088
19	Low Incidence Materials/Services (DMLI)					59,418							59,418	-	59,418	59,418
20	Out-of-Home Care					145,334							145,334	-	145,334	145,334
21	SELPA Program Specialists (DCPS)					-	202,983						202,983	-	202,983	202,983
22	SELPA Allocated Costs (DCPS)					-		402,900					402,900	-	402,900	402,900
23	SELPA Risk Pool (DCRP)					-			289,448				289,448	-	289,448	289,448
24	SELPA Set Aside Pool (DCSA)					-				172,672			172,672	-	172,672	172,672
25	SELPA-Related Services (0297)					-					22,861		22,861	-	22,861	22,861
26	SELPA Mental Health											-	-	-	-	-
27	County Regional Services										3,587		3,587	-	3,587	3,587
28													-	-	-	-
29													-	-	-	-
30													-	-	-	-
31													-	-	-	-
32													-	-	-	-
33	Total		840	6,517.04	100.00%	5,960,472	-	-	18	-	-	-	5,960,472	811,507	5,148,965	5,960,472

* Risk Pool

Level 1	5%
Level 2	6%
Level 3	7%
Level 4	8%



SELPA Special Education Funding Exhibit - Charter SELPA

SELPA: 36 SA S Ber rdi o COE: Desert
 Mount i Ch rter
 District: S Ber rdi o Co Office of Educ tio .

Period: 2 21 22 A u l
 DS Code: 36 1 363 .

ADA [EC 56836.144] and COLA [EC 56836.14]

Curre t Ye r SELPA Tot l ADA .	A 1 .	<u>6,517 4</u>
Prior Ye r SELPA Tot l ADA	A 2 .	<u>6,241 85</u>
Seco d Prior Ye r SELPA Tot l ADA	A 3	<u>6,752 9</u>
SELPA Fu ded ADA (Gre ter of A 1, A 2, or A 3)	A 4	<u>6,752 9</u>
2 19 2 SELPA Fu ded ADA	A 5 .	<u>6,752 9</u>
Cost of Livi g Adjustme t (COLA) F ctor	A 6 .	<u>1 17</u>

BASE RATE [EC 56836.146] and BASE GRANT FUNDING [EC 56836.148]

Prior Ye r SELPA B se R te	B 1 \$	<u>57 14458 2226</u>
SELPA B se R te (A 6 * B 1)	B 2 \$	<u>579 837 38 864</u>
Mi imum SELPA B se R te	B 3 \$.	<u>715</u>
Fu ded SELPA B se R te (Gre ter of B 2 or B 3)	B 4	<u>715</u>
B se Gr t E titleme t (A 4 * B 4)	B 5 \$	<u>4,828,323 5</u>
B se Pror tio F ctor	B 6 .	<u>1</u>
Adjusted B se Gr t E titleme t (B 5 * B 6)	B 7 \$	<u>4,828,323 5</u>

GENERAL FUNDING [EC 56836.15]

Loc l Speci l Educ tio Property T xes [EC 2572]	C 1 \$	<u> </u>
Applic ble Excess ERAF	C 2 \$	<u> </u>
Tot l Deductio s (C 1 + C 2)	C 3 \$	<u> </u>
Net Fu di g E titleme t (B 7 C 3)	C 4 \$	<u>4,828,323 5 .</u>

PROGRAM SPECIALISTS/REGIONALIZED SERVICES (PS/RS) [EC 56836.24]

Prior Year Average P/R Ratio	D-1 \$	<u>16.8746242739</u>
Current Year Average P/R Ratio (D-1 * -6)	D-2 \$	<u>17.1614928866</u>
P/R Element (-5 * D-2)	D-3 \$	<u>115,889.85</u>
P/R Proportion Factor	D-4 n	<u>1.0000000000</u>
P/R Proportion (D-3 * D-4)	D-5 \$	<u>115,889.85</u>

LOW INCIDENCE [EC 56836.22]

CLPD Fall 1 Prior Year Low Incidence Pupil Count	E-1 n	<u>18</u>
Low Incidence Ratio	E-2 \$	<u>3,300.9927555675</u>
Low Incidence Proportion (E-1 * E-2)	E-3 \$	<u>59,417.87</u>

OUT-OF-HOME CARE [EC 56836.168]

Out-of-Home Care Proportion	-1 \$	<u>145,334.00</u>
-----------------------------	-------	-------------------

EXTRAORDINARY COST POOL FOR NONPUBLIC NONSECTARIAN SCHOOLS (NPS) / LICENSED CHILDRENS INSTITUTIONS (LCI) [EC 56836.21]

NP/LCI Extraordinary Cost Pool Proportion	-1 \$ n	<u>0</u>
---	---------	----------

APPORTIONMENT SUMMARY

Net Funding Element (C-4)	H-1 \$	<u>4,828,323.50</u>
Program Specials/Regionalized Services (D-5)	H-2 \$	<u>115,889.85</u>
Low Incidence (E-3)	H-3 \$	<u>59,417.87</u>
Out-of-Home Care (F-1)	H-4 \$ n	<u>145,334</u>
Extraordinary Cost Pool (G-1, Qual Only)	H-5 \$ n	<u>0</u>
Total Proportion (Sum of H-1 through H-5)	H-6 \$	<u>5,148,965</u>

Export to Excel n

Questions: Principal Apportionment Section | pase@cde.ca.gov | 916-324-4541 n

Web Policy

Desert Mountain Charter SELPA
 Schedule A - Special Education Revenue Distribution
 P-1 Certified 2/17/2023
 Revised 2/25/2023

A	B	C	D	E	F	Adjustments						M	Revenue Distribution		
						G	H	I	J	K	L		N	O	P
	DMCS LEA	Pupil Count 10/2022	ADA	% of Total ADA	AB602 & Federal Local Assistance Apportionment 6500 & 3310 \$	Program Specialists (3.52663%)	Allocated Costs (7%)	* Risk Pool Level (Non-Add)	Risk Pool Adjustment	** Set Aside Pool (3%)	Purchased Services	Adjusted Apportionment	Federal IDEA Local Assistance	AB602 Apportionment	Adjusted Apportionment by Revenue Source
1	Local Education Agency				960.25										
2	Allegiance STEAM Academy	7/2018	136	890.01	11.36%	854,633	(30,140)	(59,824)	1		-	721,938	143,448	578,490	721,938
3	ASA Charter	7/2021	35	248.23	3.17%	238,363	(8,406)	(16,685)	1		-	201,353	36,917	164,437	201,353
4	Aveson Global Leadership Academy	7/2015	43	367.88	4.69%	353,257	(12,458)	(24,728)	1	(42,732)	-	298,408	45,355	253,053	298,408
5	Aveson School of Leaders	7/2015	40	413.31	5.27%	396,882	(13,997)	(27,782)	1	(11,918)	-	335,259	42,191	293,069	335,259
6	Ballington Academy	7/2017	28	259.41	3.31%	249,099	(8,785)	(17,437)	1	(17,663)	-	210,422	29,533	180,889	210,422
7	Desert Trails Preparatory Academy	7/2013	32	518.28	6.61%	497,679	(17,551)	(34,838)	1	(19,844)	-	413,182	33,752	379,430	413,182
8	Elite Academic Academy - Lucerne (0136960)	10/2018	83	845.24	10.79%	811,643	(28,624)	(56,815)	1	(40,582)	-	683,456	87,545	595,911	683,456
9	Encore High School	7/2013	86	899.27	11.47%	863,525	(30,453)	(60,447)	1	(43,176)	-	711,546	90,710	620,836	711,546
10	Julia Lee Performing Arts Academy	7/2018	58	394.54	5.03%	378,858	(13,361)	(26,520)	1	(18,943)	-	320,034	61,176	258,857	320,034
11	Laverne Elementary Preparatory Academy	7/2013	31	510.09	6.51%	489,815	(17,274)	(34,287)	1	(24,491)	-	413,763	32,698	381,065	413,763
12	Leonardo da Vinci Health Sciences Charter	7/2019	28	236.68	3.02%	227,272	(8,015)	(15,909)	1	(11,364)	-	191,985	29,533	162,451	191,985
13	Odyssey Charter School	7/2015	67	463.54	5.91%	445,115	(15,698)	(31,158)	1	(22,256)	-	376,004	70,669	305,334	376,004
14	Odyssey Charter School South	7/2018	45	309.07	3.94%	296,785	(10,467)	(20,775)	1	(14,839)	-	250,704	47,464	203,240	250,704
15	Pasadena Rosebud Academy	7/2018	14	182.70	2.33%	175,438	(6,187)	(12,281)	1	(8,772)	-	148,198	14,767	133,432	148,198
16	Pathways to College	7/2016	50	342.80	4.37%	329,174	(11,609)	(23,042)	1	(16,459)	(14,448)	263,617	52,738	210,878	263,617
17	Taylton High Desert Academy	7/2013	72	426.42	5.44%	409,470	(14,441)	(28,663)	1	(20,474)	-	338,669	75,943	262,726	338,669
18	Virtual Prep Academy Lucerne - EAA (0138107)	10/2018	77	529.52	6.76%	508,472	(17,932)	(35,593)	1	(25,424)	-	429,524	81,218	348,306	429,524
19	Low Incidence Materials/Services (DMLI)					81,780						81,780	-	81,780	81,780
20	Out-of-Home Care					147,973						147,973	-	147,973	147,973
21	SELPA Program Specialists (DCPS)					-	265,396					265,396	-	265,396	265,396
22	SELPA Allocated Costs (DCPS)					-		526,784				526,784	-	526,784	526,784
23	SELPA Risk Pool (DCRP)					-			376,274			376,274	-	376,275	376,275
24	SELPA Set Aside Pool (DCSA)					-				-		-	-	-	-
25	SELPA-Related Services (0297)					-					36,120	36,120	-	36,120	36,120
26	SELPA Mental Health											-	-	-	-
27	County Regional Services										12,845	12,845		12,845	12,845
28															
29															
30															
31															
32															
33	Total		925	7,836.99	100.00%	7,755,234	-	-				7,755,234	975,657	6,779,577	7,755,234

Desert Mountain Charter SELPA
Schedule B - Funding Exhibit and Funding by LEA
P-1 Certified February 17, 2023

COLA [EC 56836.14]			
Cost-of-Living Adjustment (COLA) Factor	A-1		1.0656
BASE GRANT FUNDING [EC 56836.148]			
Total Base Grant Entitlement	B-1	\$	6,426,331.80
Base Proration Factor	B-2	\$	1.00
Total Adjusted Base Grant Entitlement (B-1 * B-2)	B-3	\$	6,426,331.80
GENERAL FUNDING [EC 56836.15]			
Local Special Education Property Taxes [EC 2572]	C-1	\$	-
Applicable Excess ERAF	C-2	\$	-
Total Deductions (C-1 + C-2)	C-3	\$	-
Net Funding Entitlement (B-3 - C-3)	C-4	\$	6,426,331.80
SECTION E: PROGRAM SPECIALISTS/REGIONALIZED SERVICES (PS/RS) [E.C. 56836.24 & 56836.31]			
2019-20 SELPA Funded ADA	D-1	\$	6,752.90
Prior Year Statewide PS/RS Rate	D-2	\$	17.16149289
Current Year Statewide PS/RS Rate (D-2 * A-1)	D-3	\$	18.28728682
PS/RS Entitlement (D-1 * D-3)	D-4	\$	123,492.22
PS/RS Proration Factor	D-5	\$	1.00
PS/RS Apportionment (D-4 * D-5)	D-6	\$	123,492.22
LOW INCIDENCE [EC 56836.22]			
CALPADS Fall 1 Prior Year Low Incidence Pupil Counts	E-1	\$	24.00
Low Incidence Rate	E-2	\$	3,407.51
Low Incidence Apportionment (E-1 * E-2)	E-3	\$	81,780.32
OUT-OF-HOME CARE [EC 56836.168]			
Out-of-Home Care Apportionment	F-1	\$	147,973.00
EXTRAORDINARY COST POOL FOR NONPUBLIC NONSECTARIAN SCHOOLS (NPS) / LICENSED CHILDRENS			
NPS/LCI Extraordinary Cost Pool Apportionment	G-1	\$	-
APPORTIONMENT SUMMARY			
Net Funding Entitlement (C-4)	H-1	\$	6,426,331.80
Program Specialists/Regionalized Services (D-6)	H-2	\$	123,492.22
Low Incidence (E-3)	H-3	\$	81,780.32
Out-of-Home Care (F-1)	H-4	\$	147,973.00
Extraordinary Cost Pool (G-1, Annual Only)	H-5	\$	-
Total Apportionment (Sum of H-1 through H-5)	H-6	\$	6,779,577
Federal Local Assistance		\$	975,657
Total Funding with Local Assistance		\$	7,755,234
Less Low Incidence		\$	(81,780)
Less Out-of-Home Care		\$	(147,973)
Total Funding for Equalization		\$	7,525,481
Less Program Specialists	3.52663%	\$	(265,396)
Less SELPA Allocated Costs	7.00000%	\$	(526,784)
Less Risk Pool	LEVEL	\$	(376,274)
Less Set-Aside	0.00000%	\$	-
		\$	6,357,027

LEA	Funded ADA	Base Rate Per ADA
		820.00
Allegiance STEAM Academy	890.01	729,808.20
ASA Charter	248.23	203,548.60
Aveson Global Leadership Academy	367.88	301,661.60
Aveson School of Leaders	413.31	338,914.20
Ballington Academy	259.41	212,716.20
Desert Trails Preparatory Academy	518.28	424,989.60
Elite Academic Academy - Lucerne (0136960)	845.24	693,096.80
Encore High School	899.27	737,401.40
Julia Lee Performing Arts Academy	394.54	323,522.80
Laverne Elementary Preparatory Academy	510.09	418,273.80
Leonardo da Vinci Health Sciences Charter	236.68	194,077.60
Odyssey Charter School	463.54	380,102.80
Odyssey Charter School South	309.07	253,437.40
Pasadena Rosebud Academy	182.70	149,814.00
Pathways to College	342.80	281,096.00
Taylion High Desert Academy	426.42	349,664.40
Virtual Prep Academy Lucerne - EAA (0138107)	529.52	434,206.40
Total	7,836.99	6,426,331.80

Desert Mountain Charter SELPA
Schedule B - ADA
Current Year, Prior Year, Second Prior Year

	A	B	C	D	E
	LEA	2020-21 Annual R-3	2021-22 Annual	2022-23 P-1	Greater Current Year, Prior Year, Second Prior Year
1					
2	Allegiance STEAM Academy	773.60	843.61	890.01	890.01
3	ASA Charter	-	188.16	248.23	248.23
4	Aveson Global Leadership Academy	367.88	235.43	236.02	367.88
5	Aveson School of Leaders	413.31	331.24	311.78	413.31
6	Ballington Academy	259.41	185.33	214.93	259.41
7	Desert Trails Preparatory Academy	518.28	472.10	491.08	518.28
8	Elite Academic Academy - Lucerne (0136960)	546.58	675.55	845.24	845.24
9	Encore High School	899.27	648.17	586.54	899.27
10	Julia Lee Performing Arts Academy	299.90	334.74	394.54	394.54
11	Laverne Elementary Preparatory Academy	444.22	471.51	510.09	510.09
12	Leonardo da Vinci Health Sciences Charter	236.68	219.38	234.70	236.68
13	Odyssey Charter School	463.54	432.17	430.66	463.54
14	Odyssey Charter School South	254.10	298.67	309.07	309.07
15	Pasadena Rosebud Academy	182.70	149.70	138.72	182.70
16	Pathways to College	342.80	311.36	335.33	342.80
17	Taylion High Desert Academy	177.30	273.69	426.42	426.42
18	Virtual Prep Academy Lucerne - EAA (0138107)	62.28	446.23	529.52	529.52
19	Total	6,241.85	6,517.04	7,132.88	7,836.99

Desert Mountain Charter SELPA
Schedule C - Purchased Services

	Local Education Agency	SELPA-Related Services	County Regional Services	Total Purchased Services
1				
2	Allegiance STEAM Academy	-	-	-
3	ASA Charter			
4	Aveson Global Leadership Academy	-	-	-
5	Aveson School of Leaders	-	-	-
6	Ballington Academy	-	-	-
7	Desert Trails Preparatory Academy	7,224	-	7,224
8	Elite Academic Academy - Lucerne (0136960)	-	2,166	2,166
9	Encore High School	7,224	10,679	17,903
10	Julia Lee Performing Arts Academy	-	-	-
11	Laverne Elementary Preparatory Academy	-	-	-
12	Leonardo da Vinci Health Sciences Charter	-	-	-
13	Odyssey Charter School	-	-	-
14	Odyssey Charter School South	-	-	-
15	Pasadena Rosebud Academy	-	-	-
16	Pathways to College	14,448	-	14,448
17	Taylion High Desert Academy	7,224	-	7,224
18	Virtual Prep Academy Lucerne - EAA (0138107)	-	-	-
19		-	-	-
20				
21				
22	Total Purchased Services	36,120	12,845	48,965



Desert/Mountain Special Education Local Plan Area
17800 Highway 18
Apple Valley, CA 92307-1219

P 760-552-6700
F 760-242-5363
W www.dmselpa.org

MEMORANDUM

Date: March 23, 2023

To: Directors of Special Education

From: Codi Andersen, Occupational/Physical Therapy Supervisor

Subject: **Occupational and Physical Therapy Reports**

Attached are the occupational and physical therapy Current Students Direct Services reports by district.

If you have any questions concerning either report, please contact me at (760) 955-3659 at Codi.Andersen@cahelp.org

Upcoming Trainings

Date/Time	Event	Location
3/29/2023 2:30 PM - 5:30 PM	UNDERSTANDING AND MANAGING BEHAVIORS IN AUTISM	VIRTUAL
3/29/2023 9:00 AM - 10:30 A	WEBIEP MORNING QUESTION AND ANSWER SESSION	VIRTUAL
3/30/2023 1:30 PM - 4:30 PM	UNDERSTANDING THE IMPACT OF GRIEF AND LOSS FOR CHILDREN AND ADOLESCENCE	DMESC
4/1/2023 -	BEHAVIORAL INTERVENTION PLAN PRINCIPLES- THE BIP LEVEL 1	ONLINE
4/1/2023 -	DISABILITY AWARENESS	ONLINE
4/1/2023 -	STRUCTURED LITERACY: WHAT, WHY, WHO, AND HOW? (SELF-PACED COURSE)	VIRTUAL
4/6/2023 2:00 PM - 4:00 PM	MEANINGFUL PARENT PARTICIPATION	VIRTUAL
4/7/2023 8:30 AM - 3:30 PM	CPI	DMESC
4/11/2023 9:00 AM - 10:30 A	WEBIEP MORNING QUESTION AND ANSWER SESSION	VIRTUAL
4/12/2023 2:00 PM - 3:30 PM	WEBIEP AFTERNOON QUESTION AND ANSWER SESSION	VIRTUAL

For more information, visit the CAHELP Staff Development calendar ([url: www.cahelp.org/calendar](http://www.cahelp.org/calendar))
 17800 Highway 18, Apple Valley, California 92307
 (760) 552-6700 Office * (760) 242-5363 Fax

Upcoming Trainings

Date/Time	Event	Location
4/18/2023 5:30 PM - 7:30 PM	13TH ANNUAL TRANSITION RESOURCE FAIR-STUDENTS, PARENTS AND EDUCATORS	DMESC
4/18/2023 5:30 PM - 7:30 PM	13TH ANNUAL TRANSITION RESOURCE FAIR-VENDOR	DMESC
4/20/2023 1:00 PM - 4:30 PM	UNDERSTANDING AND SUPPORTING STUDENTS WITH ADVERSE CHILDHOOD EXPERIENCES (ACES)	DMESC
4/21/2023 8:30 AM - 3:30 PM	TRAUMA PLAY	HDC
4/25/2023 2:00 PM - 3:30 PM	WEBIEP AFTERNOON QUESTION AND ANSWER SESSION	VIRTUAL
4/27/2023 1:30 PM - 3:30 PM	SUPPORTING YOUR STUDENTS' MENTAL HEALTH AND WELL-BEING	DMESC

For more information, visit the CAHELP Staff Development calendar ([url: www.cahelp.org/calendar](http://www.cahelp.org/calendar))
17800 Highway 18, Apple Valley, California 92307
(760) 552-6700 Office * (760) 242-5363 Fax