

California Association of Health and Education Linked Professions,
Joint Powers Authority (CAHELP, JPA)
DESERT MOUNTAIN SELPA STEERING and FINANCE COMMITTEE MEETING
March 23, 2023 – 9:00 a.m.
Desert Mountain Educational Service Center, 17800 Highway 18, Apple Valley CA 92307

AGENDA

1.0 TELECONFERENCE LOCATIONS

Barstow USD Avenue H, Barstow, CA 92311
Health Sciences High School and Middle School, 3910 University Ave, San Diego CA 92105
Snowline JUSD, 4075 Nielson Rd, Phelan, CA 93239
Trona JUSD, 83600 Trona Rd, Trona CA 93562

2.0 CALL TO ORDER

3.0 ROLL CALL

4.0 PUBLIC PARTICIPATION

The public is encouraged to participate in the deliberation of the Desert Mountain SELPA Steering and Finance Committee. Several opportunities are available during the meeting for the Council to receive oral communication regarding the presentations of any items listed on the agenda. Please ask for recognition either before a presentation or after the presentation has been completed. Please complete and submit a “Registration Card to Address the Desert Mountain SELPA Steering and Finance Committee” to the Recording Secretary and adhere to the provisions described therein.

5.0 ADOPTION OF THE AGENDA

5.1 **BE IT RESOLVED** that the March 24, 2023 Desert Mountain SELPA Steering and Finance Committee Meeting Agenda be approved as presented.

6.0 PRESENTATIONS

6.1 2022-23 Desert Mountain County Operated Special Education Fee-For-Service Budget – 2nd Interim Update

The SBCSS Internal Business Manager will present the 2022-23 Desert Mountain County Operated Special Education Fee-For-Service Budget – 2nd Interim Update.

6.2 2022-23 1st 50% Local Control Funding Formula (LCFF) Revenue Transfer – District Funded Students in County Operated Special Education Programs

The SBCSS Internal Business Manager will present the 2022-23 1st 50% LCFF Revenue Transfer – District Funded Students in County Operated Special Education Programs.

7.0 CONSENT ITEMS

It is recommended that the Steering and Finance Committee consider approving several Agenda items as a Consent list. Consent Items are routine in nature and can be enacted in one motion without further

California Association of Health and Education Linked Professions,
Joint Powers Authority (CAHELP, JPA)
DESERT MOUNTAIN SELPA STEERING and FINANCE COMMITTEE MEETING
March 23, 2023 – 9:00 a.m.
Desert Mountain Educational Service Center, 17800 Highway 18, Apple Valley CA 92307

AGENDA

discussion. Consent items may be called up by any Committee Member at the meeting for clarification, discussion, or change.

7.1 **BE IT RESOLVED** that the following Consent Item be approved as presented:

7.1.1 Approve the January 27, 2023 Desert Mountain SELPA Steering and Finance Committee Meeting Minutes.

8.0 CHIEF EXECUTIVE OFFICER AND STAFF REPORTS

8.1 Legislative Update

Pam Bender will present a legislative update.

8.2 Educationally Related Mental Health Service (ERMHS) Funding Update

Pam Bender will provide an ERMHS Funding update.

8.3 Alternative Diploma Pathway Update

Pam Bender will provide an Alternative Diploma Pathway update.

8.4 Desert Mountain Children's Center Client Services Reports and Update

Linda Llamas will present the Desert Mountain Children's Center Client Services monthly reports and update.

8.5 Professional Learning Summary and Update

Heidi Chavez will present the DMSELPA's Professional Learning Summary and update.

8.6 Resolution Support Services Summary and Update

Kathleen Peters will present the DMSELPA's Resolution Support Services Summary and update.

8.7 Compliance Update

Peggy Dunn will present an update on compliance items from the California Department of Education (CDE).

8.8 Nonpublic School/Nonpublic Agency Update

Peggy Dunn will provide a nonpublic school/nonpublic agency update.

California Association of Health and Education Linked Professions,
Joint Powers Authority (CAHELP, JPA)
DESERT MOUNTAIN SELPA STEERING and FINANCE COMMITTEE MEETING
March 23, 2023 – 9:00 a.m.
Desert Mountain Educational Service Center, 17800 Highway 18, Apple Valley CA 92307

AGENDA

8.9 Prevention and Intervention Update

Deborah Sarkesian will present a Prevention and Intervention update.

9.0 FINANCE COMMITTEE REPORTS

9.1 Fall 2022 Pupil Count – Final

Marina Gallegos will present the Fall 2022 Pupil Count – Final.

9.2 2021-22 Federal Grant Funding Status

Marina Gallegos will provide the 2021-22 Federal Grant Funding Status.

9.3 Learning Recovery Support, Dispute Prevention and Resolution Funds Update

Marina Gallegos will provide Learning Recovery Support, Dispute Prevention and Resolution Update.

9.4 Special Education Revenue Distribution Certified on February 17, 2023

Marina Gallegos will present the Special Education Revenue Distribution Certified February 17, 2023.

10.0 INFORMATION ITEMS

10.1 Monthly Audiological Services Reports

10.2 Monthly Occupational & Physical Therapy Services Reports

10.3 Monthly Nonpublic School Placement Report

10.4 Upcoming Professional Learning Opportunities

11.0 STEERING COMMITTEE MEMBERS COMMENTS / REPORTS

12.0 CEO COMMENTS

13.0 MATTERS BROUGHT BY THE PUBLIC

This is the time during the agenda when the Desert Mountain SELPA Steering and Finance Committee is again prepared to receive the comments of the public regarding items on this agenda or any school related

California Association of Health and Education Linked Professions,
Joint Powers Authority (CAHELP, JPA)
DESERT MOUNTAIN SELPA STEERING and FINANCE COMMITTEE MEETING
March 23, 2023 – 9:00 a.m.
Desert Mountain Educational Service Center, 17800 Highway 18, Apple Valley CA 92307

AGENDA

special education issue. Speakers are requested to give their name and limit their remarks to five minutes.

Persons wishing to make complaints against Desert Mountain SELPA Steering and Finance Committee personnel must have filed an appropriate complaint form prior to the meeting.

When the Desert Mountain SELPA Steering and Finance Committee goes into Closed Session, there will be no further opportunity for general public to address the Council on items under consideration.

14.0 ADJOURNMENT

The next regular meeting of the Desert Mountain SELPA Steering and Finance Committee will be held on Friday, April 21, 2023, at 9:00 a.m., at the Desert Mountain Educational Service Center, Aster/Cactus Room, 17800 Highway 18, Apple Valley, CA 92307.

Individuals requiring special accommodations for disabilities are requested to contact Jamie Adkins at (760) 955-3555, at least seven days prior to the date of this meeting.

FEE-FOR-SERVICE BUDGET to 2nd INTERIM COMPARISON - 2022-23

SELPA	Desert Mountain	Budget	2nd Interim	+Increase/ -Decrease
-------	------------------------	--------	-------------	-------------------------

A. REVENUES					4/1/2022	As of 1/31/23	
	RS	OB	GL	FC			
1. AB602 Special Ed Funding	6500	8311	5001	0000	\$ 49,296,960	\$ 54,539,744	\$ 5,242,784
2. Property Tax Transfer	6500	8097	5001	0000			
3. Property Tax Transfer Adjustment between 2022-23 P-2 and Annual							
4. Federal IDEA (Local Assistance Entitlement)	3310	8181	5001	0000			
5. Net State Aid (A1-A2-A3-A4)	6500	8311	5001	0000			
6. LCFF ADA Revenue Transfer	6500	8710	5001	0000	\$ 8,375,297	\$ 10,530,596	\$ 2,155,299
7. Federal Preschool	3315	8182	5730	0000	\$ 159,271	\$ 159,271	\$ -
8. Preschool Local Entitlement	3310	8182	5730	0000	\$ 412,411	\$ 412,411	\$ -
9. Infant Part C	3385	8182	5710	0000	\$ 37,210	\$ 135,253	\$ 98,043
10. Infant State Apportionment	6510	8311	5710	0000	\$ 938,162	\$ 949,117	\$ 10,955
11. Infant Discretionary	6515	8590	5710	0000	\$ 119,835	\$ 35,534	\$ (84,301)
TOTAL REVENUES					\$ 59,339,146	\$ 66,761,927	\$ 7,422,780

B. EXPENDITURES							
1. SAI Services - SDC					\$ 31,434,852	\$ 35,051,484	\$ 3,616,632
2. Related Services - DIS					\$ 11,209,277	\$ 12,934,423	\$ 1,725,146
3. Itinerant					\$ 2,082,039	\$ 2,307,058	\$ 225,019
4. 1:1 Aide Services					\$ 6,703,443	\$ 6,630,164	\$ (73,279)
5. Interpreter Services					\$ 687,190	\$ 336,688	\$ (350,502)
6. Preschool Assessments					\$ 341,809	\$ 421,267	\$ 79,458
7. Preschool SDC					\$ 5,696,302	\$ 5,549,452	\$ (146,850)
8. Early Start					\$ 1,184,235	\$ 1,112,202	\$ (72,033)
TOTAL EXPENDITURES					\$ 59,339,146	\$ 64,342,738	\$ 5,003,592

C. PRIOR YEAR ADJUSTMENTS							
	RS	OB	GL	FC			
1. Prior Year AB602 Revenue Funding Adjustment	6500	8319	5001	0000	\$ -	\$ -	\$ -
2. Early Start Beginning Balance					\$ -	\$ -	\$ -
TOTAL PRIOR YEAR ADJUSTMENTS					\$ -	\$ -	\$ -

D. 2022-23 ESTIMATED ENDING BALANCE							
1. Total Revenues (Section A)					\$ 59,339,146	\$ 66,761,927	\$ 7,422,781
2. Plus Total Prior Year Revenue Adjustments (Section C)					\$ -	\$ -	\$ -
3. Less Total Expenditures (Section B)					\$ 59,339,146	\$ 64,342,738	\$ 5,003,592
4. Less Early Start Ending Balance						\$ 7,702	\$ 7,702
5. Estimated 2022-23 Fee-For-Service Ending Balance					\$ -	\$ 2,411,487	\$ 2,411,487

Service Counts	Budget	2nd Interim	Diff
SAI Services - SDC	895	1034	139
Related Services - DIS	1810	1953	143
Itinerant	300	302	2
1:1 Aide Services	106	122	16
Interpreters	7	3	-4
Preschool Assessments	75	75	0
Preschool SDC	224	216	-8
Early Start	60	52	-8

ADA	
Estimated ADA - Budget	690.83
Estimated ADA - 2nd Interim	808.42

San Bernardino County Superintendent of Schools

DESERT MOUNTAIN COUNTY OPERATED SPECIAL EDUCATION PROGRAM
 2022-23 LCFF PROJECTED FUNDING PER DISTRICT
 as of 2nd Interim

	Col. A	Col. B	Col. C	Col. D	Col. E
District	2022-23 Estimated Funded ADA	2022-23 Estimated LCFF Target Funding*	AVERAGE REVENUE PER ADA (Col. B / Col. A)	Estimated 2022-23 ADA	PROJECTED LCFF REVENUE (Col. D X Col. E)
Desert Mountain Region					
Adelanto Elementary	7,600.64	94,873,427	12,482.29	80.62	1,006,322.58
Apple Valley Unified	12,618.87	161,246,625	12,778.21	96.51	1,233,225.46
Baker Valley Unified	145.23	2,407,239	16,575.36	0	-
Barstow Unified	6,026.90	78,054,521	12,951.02	62.11	804,388.04
Bear Valley Unified	2,162.46	26,702,302	12,348.11	18.8	232,144.54
Helendale Elementary	631.34	6,947,035	11,003.64	13.19	145,137.95
Hesperia Unified	21,368.94	270,157,204	12,642.52	93.45	1,181,443.29
Lucerne Valley Unified	961.78	13,564,817	14,103.87	14.72	207,608.92
Needles	1,018.23	13,161,130	12,925.50	32.92	425,507.40
Oro Grande Elementary	90.72	1,207,354	13,308.58	2.25	29,944.30
Silver Valley Unified	2,039.44	20,486,857	10,045.33	4.26	42,793.12
Snowline Jt. Unified	7,402.99	93,267,022	12,598.56	82.49	1,039,255.31
Trona Jt. Unified	276.71	4,014,394	14,507.59	4.63	67,170.12
Victor Elementary	11,762.81	153,629,682	13,060.63	195.67	2,555,573.02
Victor Valley Union High	10,719.35	156,583,033	14,607.51	106.8	1,560,082.27
TOTAL/AVERAGE FOR REGION	84,826.41	\$ 1,096,302,642	\$ 13,062.58	808.42	\$ 10,530,596.32

Data from LCFF Calculator v23.2c

*Excludes additional 15% concentration grant funding and add-ons

San Bernardino County Superintendent of Schools

Desert Mountain County Operated Special Education Program
2022-23 Revised Budget
As of 2nd Interim

		SAI SERVICES > 50% SDC	RELATED SERVICES DIS	ITINERANT	1 TO 1 AIDE SERVICES	INTERPRETER SERVICES	PRESCHOOL ASSESSMENTS	PRESCHOOL SDC	EARLY START	TOTAL		
1												
2	OBJECT											
3	EXPENSE											
4	1000-1999	Certificated Salaries	10,420,906	4,164,698	1,111,394	-	-	251,803	1,803,961	546,391	18,299,153	
5	2000-2999	Classified Salaries	5,383,208	2,283,408	124,150	2,381,946	119,862	-	1,076,091	63,758	11,432,423	
6	3000-3999	Employee Benefits	8,656,411	2,670,821	551,401	1,834,783	71,998	91,383	1,609,518	256,590	15,742,905	
7	4000-4999	Books & Supplies	86,495	23,651	7,966	-	-	-	35,894	3,000	157,006	
8	5000-5999	Services & Other Operating Expenditures	4,052,759	1,424,649	89,920	1,200,014	83,209	983	8,354	16,319	6,876,207	
9	6000-6999	Capital Outlay	39,648.00	-	-	-	-	-	-	-	39,648.00	
10		Sub total	28,639,427	10,567,227	1,884,831	5,416,743	275,069	344,169	4,533,818	886,058	52,547,342	
11		% of Total	0.55437	0.20455	0.03648	0.10485	0.00532	0.00666	0.08776	N/A		
12												
13		Allocated Cost (GL FN 2100, 2105, 2700, 8100)	3,535,912	1,304,662	232,707	668,768	33,961	42,492	559,759	134,779	6,513,040	
14		Sub total 1000-5000 costs	32,175,339	11,871,889	2,117,538	6,085,511	309,030	386,661	5,093,577	1,020,837	59,060,382	
15												
16	7300-7380	Indirect Cost @ 8.95%	2,876,145	1,062,534	189,520	544,653	27,658	34,606	455,875	91,365	5,282,356	
17												
18		TOTAL EXPENSE	35,051,484	12,934,423	2,307,058	6,630,164	336,688	421,267	5,549,452	1,112,202	64,342,738	
19												
20	RESOURCE	OBJECT	REVENUE									
21			LCFF Distribution (based on % of total expense of applicable program)	0.61217	0.22588	0.04029	0.11578	0.00588				
22	6500	8710	Local Control Funding Formula Revenue	6,446,537	2,378,610	424,262	1,219,271	61,916			10,530,596	
23	3315	8182	Federal Preschool						11,237	148,034	159,271	
24	3310	8182	Preschool Local Entitlement Allocation						29,098	383,313	412,411	
25	3385	8182/8590	Part C Early Intervention								135,253	
26	6510	8311	Infant I-50 Apportionment								949,117	
27	6513	8182	Federal Preschool - Backfill for RS 3315								0	
28	6515	8590	Infant Discretionary								35,534	
29	6512	8590	Mental Health								0	
30	6535	8590	Staff Development								0	
31	6500	8311	AB602 Base Revenue								0	
32	6500	8311	Contribution for Needles Nursing Services	67,732							67,732	
33	6500	89XX	Contrib frm Restricted (JCS TRANSFER)								0	
34	6500	8989	Contribution from Unrestricted	0							0	
35			TOTAL REVENUE:	\$ 6,514,269	\$ 2,378,610	\$ 424,262	\$ 1,219,271	\$ 61,916	\$ 40,335	\$ 531,347	\$ 1,119,904	\$ 12,289,914
36												
37			Excess Cost Per Program	(28,537,215)	(10,555,814)	(1,882,795)	(5,410,893)	(274,772)	(380,932)	(5,018,106)	7,702	(52,052,824)
38												
39			(Estimated Number of Services for 2022-23 as of 2nd interim)	1,034	1,953	302	122	3	75	216	52	
40			2022-23 Projected Actual Rates - As of 2nd Interim	\$ 27,599	\$ 5,406	\$ 6,234	\$ 44,443	\$ 86,679	\$ 5,079	\$ 23,232	\$ -	
41												
42			2022-23 FFS Rates	\$ 29,478	\$ 5,198	\$ 5,825	\$ 53,077	\$ 82,394	\$ 4,126	\$ 23,022	1,484	
43												
44												
45												
46												
47												
48												
49												
50												
51												

Estimated 2022-23 Revenue	\$ 66,761,927
Estimated 2022-23 Expenses	\$ 64,342,738
Estimated FFS Balance	\$ 2,419,189
Less Estimated Early Start Balance	\$ (7,702)
Estimated Net FFS Balance	\$ 2,411,487
Plus Unused 22/23 Reserve	\$ 1,780,172
Estimated Total Ending Balance	\$ 4,191,659

San Bernardino County Superintendent of Schools
DESERT MOUNTAIN COUNTY OPERATED SPECIAL EDUCATION PROGRAM

2022-23 LCFF Revenue Transfer
District Funded Students
First 50% Transfer

District of Residence	UPP %	Grades TK/K-3	Grades 4-6	Grades 7-8	Grades 9-12	Total
Adelanto	79.67%	12,979.54	11,934.15	12,288.17	-	
P-1 ADA		41.62	22.33	16.67		80.62
Total		540,208.46	266,489.52	204,843.80		1,011,541.78
Apple Valley	74.64%	12,623.25	11,606.55	11,950.86	14,210.04	
P-1 ADA		35.62	15.25	15.19	26.74	92.80
Total		449,640.17	176,999.95	181,533.54	379,976.59	1,188,150.25
Barstow	78.27%	12,880.37	11,842.97	12,194.29	14,499.49	
P-1 ADA		20.71	23.38	5.85	9.78	59.72
Total		266,752.54	276,888.60	71,336.57	141,805.01	756,782.73
Bear Valley	69.24%	12,240.75	11,254.86	11,588.73	13,779.46	
P-1 ADA		11.43	5.57	-	1.80	18.80
Total		139,911.79	62,689.59	-	24,803.04	227,404.42
Helendale	57.52%	11,410.59	10,491.56	10,802.79	12,844.95	
P-1 ADA		8.14	3.06	1.99	-	13.19
Total		92,882.20	32,104.18	21,497.55	-	146,483.93
Hesperia	69.13%	12,232.96	11,247.70	11,581.36	13,770.69	
P-1 ADA		16.07	7.85	2.77	66.76	93.45
Total		196,583.67	88,294.43	32,080.36	919,331.52	1,236,289.99
Lucerne	90.25%	13,728.95	12,623.20	12,997.67	15,454.74	
P-1 ADA		2.82	1.94	1.73	7.80	14.29
Total		38,715.65	24,489.01	22,485.96	120,546.97	206,237.59
Needles	75.53%	12,686.29	11,664.52	12,010.54	14,281.01	
P-1 ADA		12.16	6.20	6.30	8.26	32.92
Total		154,265.30	72,320.01	75,666.41	117,961.15	420,212.88
Oro Grande	93.62%	13,967.66	12,842.68	13,223.66	15,723.45	
P-1 ADA		1.15	1.00	-	-	2.15
Total		16,062.81	12,842.68	-	-	28,905.49
Silver Valley	59.17%	11,527.46	10,599.02	10,913.44	12,976.51	
P-1 ADA		1.07	0.53	-	2.42	4.02
Total		12,334.39	5,617.48	-	31,403.16	49,355.03
Snowline	65.48%	11,974.42	11,009.98	11,336.59	13,479.65	
P-1 ADA		35.70	12.44	2.74	31.61	82.49
Total		427,486.79	136,964.17	31,062.27	426,091.86	1,021,605.07
Trona	76.48%	12,753.58	11,726.39	12,074.25	14,356.76	
P-1 ADA		1.70	0.91	-	2.02	4.63
Total		21,681.09	10,671.01	-	29,000.66	61,352.76
Victor Elementary	86.83%	13,486.70	12,400.46	12,768.32	15,182.04	
P-1 ADA		121.32	74.35	-	-	195.67
Total		1,636,206.98	921,974.52	-	-	2,558,181.49
Victor Valley Union High	84.48%	13,320.25	12,247.41	12,610.73	14,994.66	
P-1 ADA		-	-	27.00	79.80	106.80
Total		-	-	340,489.68	1,196,573.61	1,537,063.29

Summary			
District Number	District	Based on P-1 ADA	First 50% Transfer
201	Adelanto	1,011,541.78	505,771.00
203	Apple Valley	1,188,150.25	594,075.00
208	Barstow	756,782.73	378,391.00
206	Bear Valley	227,404.42	113,702.00
224	Helendale	146,483.93	73,242.00
228	Hesperia	1,236,289.99	618,145.00
232	Lucerne	206,237.59	103,119.00
241	Needles	420,212.88	210,106.00
246	Oro Grande	28,905.49	14,453.00
252	Silver Valley	49,355.03	24,678.00
254	Snowline	1,021,605.07	510,803.00
255	Trona	61,352.76	30,676.00
257	Victor Elementary	2,558,181.49	1,279,091.00
268	Victor Valley Union High	1,537,063.29	768,532.00
	Total	10,449,566.67	5,224,784.00

*Does not include additional 15% Concentration Grant in calculation

California Association of Health and Education Linked Professions,
Joint Powers Authority (CAHELP, JPA)
DESERT MOUNTAIN SELPA STEERING and FINANCE COMMITTEE MEETING
January 27, 2023 – 9:00 a.m.
Desert Mountain Educational Service Center, 17800 Highway 18, Apple Valley CA 92307

MINUTES

DESERT MOUNTAIN SELPA (DMSELPA) STEERING AND FINANCE MEMBERS PRESENT:

Academy for Academic Excellence – Marcelo Congo, Apple Valley USD – Priscilla Avila, David Wheeler, Baker Valley USD – Cecil Edwards, Barstow USD – Heather Reid, Bear Valley USD – Lucinda Newton, Desert/Mountain Operations (SBCSS) – Rich Frederick, Health Sciences High School and Middle College – Bryan Dale, Helendale SD – Mike Esposito, Hesperia USD – Eric Land, Teri McCollum, Lucerne Valley SD – Vici Miller, Needles USD – Jamie Wiesner, Silver Valley USD – Cheri Rigdon, Snowline JUSD – Pam DeRenard, Trona JUSD – Nicole Yeager, Victor Elementary SD – Tanya Benitez, and Victor Valley UHSD – Margaret Akinnusi, Rama Bassham.

GUEST:

Christina Leal – Options for Youth

CAHELP, DMSELPA, & DMCC STAFF PRESENT:

Jamie Adkins, Codi Andersen, Pam Bender, Ivan Campos, Heidi Chavez, Craig Cleveland, Danielle Cote, Adrien Faamausili, Thomas Flores, Marina Gallegos, Bonnie Garcia, Jennifer Harms, Maurica Manibusan, Angela Mgbeke, Lisa Nash, Kathleen Peters, Karina Quezada, Linda Rodriguez, Jennifer Rountree, Veronica Rousseau, Jennifer Sutton, Bobbie Taylor, and Athena Vernon.

1.0 CALL TO ORDER

The regular meeting of the California Association of Health and Education Linked Professions, Joint Powers Authority (CAHELP, JPA) Desert Mountain SELPA Steering and Finance Committee Meeting was called to order by Chairperson Pam Bender, at 9:02 a.m., at the Desert/Mountain Educational Service Center, Apple Valley.

2.0 ROLL CALL

3.0 PUBLIC PARTICIPATION

None.

4.0 ADOPTION OF THE AGENDA

4.1 **BE IT RESOLVED** that a motion was made by Cheri Rigdon, seconded by David Wheeler, to approve the January 27, 2023 Desert Mountain SELPA Steering and Finance Committee Meeting Agenda as presented. The motion carried on the following vote: 16:0:0 Ayes: Akinnusi, Benitez, Congo, Dale, DeRenard, Edwards, Esposito, Frederick, Land, Miller, Newton, Reid, Rigdon, Wheeler, Wiesner, and Yeager. Nays: none, Abstentions: none.

5.0 INFORMATION/ACTION

5.1 Early Start Individualized Family Service Plan (IFSP) (**ACTION**)

California Association of Health and Education Linked Professions,
Joint Powers Authority (CAHELP, JPA)
DESERT MOUNTAIN SELPA STEERING and FINANCE COMMITTEE MEETING
January 27, 2023 – 9:00 a.m.
Desert Mountain Educational Service Center, 17800 Highway 18, Apple Valley CA 92307

MINUTES

Forms used in the operations of special education programs within the DMSELPA are developed, reviewed and revised throughout the year upon the recommendation of the Program Team. Forms are modified as necessary in order to support the operations of special education programs in an efficient, effective and legally compliant manner. Suggested revisions to SELPA Forms are submitted to the DMSELPA Steering and Finance Committee for consideration and approval.

5.1.1 **BE IT RESOLVED** that a motion was made by Tanya Benitez, seconded by David Wheeler, to approve the Early Start Individualized Family Service Plan (IFSP) as presented. The motion carried on the following vote: 16:0:0 Ayes: Akinnusi, Benitez, Congo, Dale, DeRenard, Edwards, Esposito, Frederick, Land, Miller, Newton, Reid, Rigdon, Wheeler, Wiesner, and Yeager. Nays: none, Abstentions: none.

6.0 CONSENT ITEMS

It is recommended that the Steering and Finance Committee consider approving several Agenda items as a Consent list. Consent Items are routine in nature and can be enacted in one motion without further discussion. Consent items may be called up by any Committee Member at the meeting for clarification, discussion, or change.

6.1 **BE IT RESOLVED** that a motion was made by Rich Frederick, seconded by David Wheeler, to approve the following Consent Item as presented. The motion carried on the following vote: 16:0:0 Ayes: Akinnusi, Benitez, Congo, Dale, DeRenard, Edwards, Esposito, Frederick, Land, Miller, Newton, Reid, Rigdon, Wheeler, Wiesner, and Yeager. Nays: none, Abstentions: none.

6.1.1 Approve the December 16, 2022 DMSELPA Steering and Finance Committee Meeting Minutes.

7.0 CHIEF EXECUTIVE OFFICER AND STAFF REPORTS

7.1 Assembly Bill 361 and Assembly Bill 2449 Brown Act Update

Pam Bender provided a Brown Act Update pertaining to Assembly Bills 361 and 2449. As of the time of the meetings, the California State of Emergency ends February 28, 2023. Pam said after receiving legal opinion and meeting with CAHELP, JPA Governance Council, all CAHELP, JPA meetings will continue with traditional Brown Act provisions. She said committee members will notify Jamie Adkins if they will be participating in person or remotely and if remotely, the address where they will participate from so that it can be listed on the agenda. When finalized, the agenda is to be posted at all remote sites with a space available for the public to attend. This will begin with the February meeting.

7.2 IEP Implementation and Monitoring of Tracking Service Minutes

Pam Bender presented a PowerPoint with information regarding IEP implementation and

California Association of Health and Education Linked Professions,
Joint Powers Authority (CAHELP, JPA)
DESERT MOUNTAIN SELPA STEERING and FINANCE COMMITTEE MEETING
January 27, 2023 – 9:00 a.m.
Desert Mountain Educational Service Center, 17800 Highway 18, Apple Valley CA 92307

MINUTES

monitoring of service minute tracking. She said CDE was found out of compliance with federal law because it did not adequately collect data regarding the implementation of student with disabilities IEPs. The state was ordered to develop an annual data collection speaking directly to an LEAs performance in providing all services promised in a student's IEP. Pam said this is to be done annually beginning this year. CDE will identify a random sample of students, providing the LEA with either their names and/or their statewide student identifier (SSID) so the LEA can provide data for a 60-day period. Pam reported it will be 5% of students with disabilities, not 10% as previously thought. She continued that once the data is gathered, each LEA superintendent or CEO will certify the data is accurate and that school principals have certified that the data is accurate. SELPA will certify then return it to the LEA for final submission to CDE. She reiterated SELPA will not be submitting to CDE, each LEA will submit on their own behalf. CDE confirmed there are a variety of methods that can be used to collect the data. Pam shared there is a State SELPA subgroup that is working on an Excel worksheet that will calculate the percentages once service minute data is added. Once SELPA has time to test it, it will be shared with the LEAs as another option for tracking. She said that SEIS does have a tracking system however it is set up for 365 days instead of actual school days. She continued the related service providers are typically already tracking attendance. Pam stated that absences of the students and providers must be tracked because if a student does not receive services due to them being absent from educational activities, services do not need to be made up. However, if the provider is not available, or if the student is on a school trip, assembly, or other school event/educational activity, services must be made up. This is contrary to what was shared at December's meeting but research enforces it. Pam confirmed if a student is suspended, services do need to be made up.

Pam said if a student is refusing services at the time scheduled or if there are other behavioral issues, note it in tracking document. She confirmed if a substitute teacher is in a specialized academic instruction (SAI) class, the services do not need to be made up as the student is receiving services. Pam will ask others at State SELPA for ideas on how to make up minutes for special day class (SDC) service minutes. It was suggested to use Supplemental Aids and Supports page in the IEP to include that the student will participate in school assemblies and other general education mainstream opportunities to work on social skills with SDC teacher or aide then note it in the tracking log.

It was agreed that there would be time available before the training portion of the February DMS SELPA Steering and Finance Committee for the directors to collaborate on this topic.

7.3 Alternative Diploma Update

Pam Bender presented an update on alternative diploma pathway. She explained as part of Assembly Bill (AB) 181 and California Education Code Section 51225.31 is establishing a new high school diploma pathway exclusively for students with significant cognitive disabilities instead of a certificate of completion. Pam said a student can be awarded the alternative diploma if they have met the graduation requirements the LEA has developed. She continued that before commencing 10th grade, the IEP team needs to determine whether the student needs to participate

MINUTES

in the graduation standards and the student must take the California Alternative Assessment (CAA) in 11th grade. A student who is in functional skills program is not eligible but a student that needs differential standards for aligned coursework is. Pam said eligible students are those with significant disabilities and are generally in the most severe classes. The student must also be identified as cognitively impaired and not eligible for general education diploma. An LEA will continue to be obligated to provide free appropriate public education (FAPE) until the student is 22 years of age even if they earn an alternative diploma. Pam shared CDE has an Alternative Assessment IEP Committee to assist in developing the guidelines and requirements. Pam reminded the committee members that students who take the CAA are 1% of the special education population so no more than that should be eligible for the alternative diploma. Pam restated the LEAs are to determine what their eligibility requirements will be. She added that current 11th and 12th graders are not eligible because they have not had the opportunity to take the classes required. Pam confirmed the diploma cannot look different from a standard diploma. The statement in the regulations only says the student must pass the CAA and does not specify any specific level.

7.4 Understanding the Invisible Learning Disability: Educational and Behavioral Interventions for Children with Fetal Alcohol Spectrum Disorder (FASD)

Pam Bender shared a flyer for an upcoming training *Understanding the Invisible Learning Disability: Educational and Behavioral Interventions for Children with Fetal Alcohol Spectrum Disorder (FASD)*. Dr. Ron Powell and Dr. Sheri Wilkins providing a 5-part monthly training on FASD that is supported by State SELPA. Pam asked the committee members to share the flyer with their staff.

7.5 Desert Mountain Operations Update

Rich Frederick provided a Desert Mountain Operations (DMOPS) Update. He said DMOPS is working on district reports for services following a model Riverside County Office of Education shared. There will be a pilot with Victor Valley Union High School District (VVUHSD). Rich said the district reports will include details on the students, the location where services are provided, and the services being provided. He added the reports will be provided in the next month.

7.6 Desert Mountain Children's Center Client Services Reports and Update

Pam Bender presented the Desert Mountain Children's Center Client Services monthly reports and update. She asked for Linda Llamas to be contacted with any questions.

7.7 Professional Learning Summary and Update

Heidi Chavez provided the professional learning summary. She then reported the next Community Advisory Committee (CAC) meeting is scheduled for February 23, 2023 with Apple Valley USD hosting. She said representatives from each district are needed as well as chairperson and vice-

California Association of Health and Education Linked Professions,
Joint Powers Authority (CAHELP, JPA)
DESERT MOUNTAIN SELPA STEERING and FINANCE COMMITTEE MEETING
January 27, 2023 – 9:00 a.m.
Desert Mountain Educational Service Center, 17800 Highway 18, Apple Valley CA 92307

MINUTES

chairperson. She added the chairperson and vice-person are greatly supported by SELPA staff who make flyers, facilitate, and other behind the scenes duties. Heidi said having LEA representatives attending the CAC meetings is a requirement of being a SELPA member.

Heidi stated the I-MTSS Symposium will be held on March 8, 2023 in San Bernardino. The topic is *See Me, Understand Me*. These are general sessions and general conversation about the impact and effects on LGBTQ+ students. On May 17, 2023, speaker Ami Davis will return to DMESC to provide a more in-depth training. Heidi said the details of the May 17 training will be provided on a flyer that will be released on March 8, 2023 at the symposium.

Heidi shared the Special Education Directors' Training is scheduled for February 24, 2023 at 12:00pm-2:00pm. She said the trainers will be presenting virtually but committee members attending in-person will have space to attend as a group and will also be provided with lunch. The topic will be Overidentification and Overrepresentation in Special Education

7.8 Resolution Support Services Summary and Update

Kathleen Peters presented the DMSELPA's Resolution Support Services Summary and update. She said the number of cases is lower than previous years but the issues are deeper and more complex which take more time.

Kathleen said the Core Communication Skills training on February 2, 2023 is full with a waiting list but if interested, contact Nicole Langley. Kathleen reported the Key2Ed training in March has been cancelled due to lack of response but she does have resources if an LEA is interested.

7.9 Career Technical Education Update

Bobbie Taylor presented the Career Technical Education (CTE) update. She shared Transition Planning for All Students is available virtually on February 9, 2023 and also as self-paced course. She said the content is the same in both formats. This will allow teachers and staff to attend whichever fits their schedule best. Bobbie added the training is also beneficial for veteran teachers who have not attended in recent years

7.10 Compliance Update

Pam Bender presented an update on compliance items from the California Department of Education (CDE). She said there are four districts are in step four of Compliance and Improvement Monitoring (CIM) process. There will be webinars coming in February and other supports provided to the LEAs.

Pam continued that schools involved in Small Schools Monitoring have submit Policy and Procedure in December 2022 with Educational Benefit Review is due on January 30, 2023. CDE will review Educational Benefit Review then in the spring, ask to LEAS to review records of no

California Association of Health and Education Linked Professions,
Joint Powers Authority (CAHELP, JPA)
DESERT MOUNTAIN SELPA STEERING and FINANCE COMMITTEE MEETING
January 27, 2023 – 9:00 a.m.
Desert Mountain Educational Service Center, 17800 Highway 18, Apple Valley CA 92307

MINUTES

more than 25 students which will include verifying enrollment, and reviewing the most recent IEP to determine if there will be corrective actions.

7.11 Nonpublic School/Nonpublic Agency Update

Pam Bender provided a nonpublic school/nonpublic agency update. She said Desert View School had a recent review with some corrective actions to be completed. SELPA is beginning to interact with another nonpublic school that is run by educators. Pam reported they are actively looking for a site in the high desert.

7.12 Prevention and Intervention Update

Angela Mgbeke provided the Prevention and Intervention update. She shared Deborah Sarkesian is the new coordinator for Prevention and Intervention. Angela reported the team provides PBIS supports, social emotional supports, and other behavioral supports. She stated the Culturally Responsive Classroom training will be offered on February 21, 2023 at 8:30am-11:30am. Another training offered is Role of Universal Screeners scheduled for March 14, 2023.

7.13 Roles of Physical Therapy and Orthopedic Impairment Credential

Codi Andersen reviewed the roles of the physical therapy and orthopedic impairment credential. Physical and occupational therapists are educated through a medical based Master's or Doctorate program, pass a licensing exam to receive their license through an accrediting board of the state. Codi said they can have an assistant that works under their licensing. The evaluations, triennials, and assessments are done based on participation and access to education as well as school functions.

Codi shared an orthopedic impairment is a severe disability that limits a person in their mobility or ability to use their arms and/or legs. She said to provide orthopedic impairment (OI) services, a credentialed special education teacher obtains an added authorization in orthopedic impairment. They provide services to students with Orthopedic Impairment as primary or secondary qualification. Codi continued the OI evaluations, triennials, and assessments are related to the access of core curriculum. She said this could be modifying curriculum or instruments so the student can safely access their environment.

Pam Bender stated if any student has OI on their IEP, the LEA must have a someone with an OI credential to provide those services.

8.0 FINANCE COMMITTEE REPORTS

8.1 Learning Recovery Support, Dispute Prevention and Resolution Funds Update

Marina Gallegos provided Learning Recovery Support, Dispute Prevention and Resolution Update. Marina reported it is one-time funding meant to support students who have been impacted

California Association of Health and Education Linked Professions,
Joint Powers Authority (CAHELP, JPA)
DESERT MOUNTAIN SELPA STEERING and FINANCE COMMITTEE MEETING
January 27, 2023 – 9:00 a.m.
Desert Mountain Educational Service Center, 17800 Highway 18, Apple Valley CA 92307

MINUTES

by COVID-19. There have been some requests for reimbursements but there is still a significant amount of money available. Marina said funds must be encumbered by June 30, 2023 and expended by September 30, 2023. She directed the committee members to work with her, Heidi Chavez, or Kathleen Peters to access the funding. Marina added the LEAs must segregate the expenditures in their financial systems in case of audit.

Pam Bender said the information has been shared with the superintendents so they are aware as well.

8.2 Educationally Related Mental Health Services (ERMHS) Funding Information

Marina Gallegos will provide Educationally Related Mental Health Services (ERMHS) funding information. She reported the governor proposed for the 2022-23 budget that AB 114 ERMHS funding be shifted from the SELPAs to the LEAs. It was postponed to be reviewed for the 2023-24 budget. Marina presented DMCC client count, projected service count, projected clinician need based on 32 clients per caseload, and projected revenue less projected cost for each LEA. She added it is a larger ongoing conversation at CAHELP JPA Governance Council and more information will follow at future meetings.

Pam Bender said the information was shared with the CAHELP, JPA Governance Council on January 9, 2023. She said it is important for the superintendents to know the amount of money is ERMHS funding provides and what is being paid out. This will allow them to see the cost of having their own service providers. Pam will be providing a break down to each superintendent of specific detail to allow them to make decisions of how to proceed with funding. Pam said at the Governance Council meeting, creating MOUs as well as changing Local Plan were discussed.

Pam said in February, she and Linda Llamas will be presenting to Advisory Commission on Special Education (ACSE) in Sacramento on the impact of funding going to districts will have on SELPA services.

9.0 INFORMATION ITEMS

- 9.1 Monthly Audiological Services Reports
- 9.2 Monthly Occupational & Physical Therapy Services Reports
- 9.3 Monthly Nonpublic School Placement Report
- 9.4 Upcoming Professional Learning Opportunities

10.0 STEERING AND FINANCE COMMITTEE MEMBERS COMMENTS / REPORTS

None.

California Association of Health and Education Linked Professions,
Joint Powers Authority (CAHELP, JPA)
DESERT MOUNTAIN SELPA STEERING and FINANCE COMMITTEE MEETING
January 27, 2023 – 9:00 a.m.
Desert Mountain Educational Service Center, 17800 Highway 18, Apple Valley CA 92307

MINUTES

11.0 CEO COMMENTS

Pam Bender welcomed all to 2023 with hope for a great six months of a positive mindset while working through compliance and changes in procedures. She reminded everyone that CAHELP staff are available to support the LEAs. She repeated some of the CDE monitoring requirements.

12.0 MATTERS BROUGHT BY THE PUBLIC

None.

13.0 ADJOURNMENT

Having no further business to discuss, a motion was made by Vici Miller, seconded by David Wheeler, to adjourn the meeting at 10:30 am. The motion carried on the following vote: 16:0:0 Ayes: Akinnusi, Benitez, Congo, Dale, DeRenard, Edwards, Esposito, Frederick, Land, Miller, Newton, Reid, Rigdon, Wheeler, Wiesner, and Yeager. Nays: none, Abstentions: none.

The next regular meeting of the Desert Mountain SELPA Steering and Finance Committee will be held on Friday, February 24, 2023, at 9:00 a.m., at the Desert Mountain Educational Service Center, Aster/Cactus Room, 17800 Highway 18, Apple Valley, CA 92307.

Individuals requiring special accommodations for disabilities are requested to contact Jamie Adkins at (760) 955-3555, at least seven days prior to the date of this meeting.

8.1 Legislative Update

No materials, verbal report only

8.2 Educationally Related Mental Health Services Funding Update




No materials, verbal report only

8.3 Alternative Diploma Pathway Update

No materials, verbal report only



Desert Mountain Children's Center
17800 Highway 18
Apple Valley, CA 92307-1219

 (760) 955-3601
 (760) 946-0819
 www.dmchildrenscenter.org

MEMORANDUM

Date: March 22, 2023
To: Special Education Directors

From: Linda Llamas, Director

Subject: Desert Mountain Children's Center Client Reports

Attached are the opened and closed cases for the following services:

- Screening, Assessment, Referral and Treatment (SART)
- Early Identification Intervention Services (EIIS)
- School-Age Treatment Services (SATS)
- Student Assistance Program (SAP)
- Speech and occupational therapy

If you should have any questions, please contact me at (760) 955-3606 or by email at linda.llamas@cahelp.org



Desert / Mountain Children's Center
17800 Highway 18
Apple Valley, CA 92307-1219

P 760-552-6700
F 760-946-0819
W www.dmchildrenscenter.org

March 6, 2022

**From: Desert Mountain Children's Center (DMCC): Linda Llamas, LMFT;
Linda.Llamas@cahelp.org**

To: Steering Committee Members

Re: Mental Health Research Information Article

As we observe Women's History Month DMCC started thinking about how girls and young women are faring in this time of instability and change. We all know that children and adolescents in the United States (U.S.) are not faring well. We have provided information in the past about how the COVID-19 pandemic affected all people but hit our youth especially hard. So much so that the U.S. surgeon general announced a public health advisory in 2021 regarding the state of youth mental health after the interruptions that occurred due to COVID-19.¹ One of the things that has been talked about less is the fact that girls have less favorable outcomes than boys. One study showed that during the pandemic there was an increase in emergency room visits by children and teens – with a significant number of visits from girls 12-17 who presented with eating and tic disorders.² Other studies confirmed this increase in eating³ and tic⁴ disorders in girls during the pandemic, even though tic disorders usually develop in early childhood and typically affect boys more than girls. The phenomenon led to many blaming social media for the increase in both disorders in girls.

Recently the results of the Youth Risk Behavior Survey (YRBS) were released, and it showed that although there are some areas where youth are doing better than in years past, the results showed that girls and young women are struggling.⁵ The YRBS is released every two years and gives us a snapshot of how youth in the U.S. are faring, specifically

in mental health status and risk behaviors. Some of the findings from this year's survey include the following:

- Teen girls are experiencing record high levels of violence and persistent sadness
 - In the measures of substance use, mental health, suicidal thoughts and behaviors, teen girls are faring much worse than teen boys
 - 30% of female students drank alcohol during the past 30 days
 - Female students were more likely than their peers to engage in every substance use behavior
 - 20% of female students experienced sexual violence by anyone
 - 14% of female students had been forced to have sex
 - 60% of female students experienced persistent feelings of sadness or hopelessness
 - 25% of female students made a suicide plan
 - Female students felt less connected to school
 - Female students are almost twice as likely to be bullied electronically and more likely to be bullied at school

The data from the YRBS is striking. It is imperative for all of us to work together to mitigate the circumstances that are causing girls to struggle. Schools can help by:

- Implementing quality social and emotional learning programs
 - Helping girls recognize and name their feelings and find what works to lessen feelings of sadness and uncertainty is key in helping them feel connected and supported

- Providing opportunities for youth development and recognizing accomplishments
 - This helps girls to value qualities such as intelligence or artistic or athletic abilities over appearance – which can be over-emphasized in today’s teens’ world often ruled by social media
 - Encouraging girls to work together and to root for one another instead of competing can go along way in helping girls feel connected to each other
 - Showcasing how women have impacted history, politics, and science in the U.S. and around the world
- Providing quality health education
 - Especially relationship and sex education
- Making school environments safe
 - Especially for female students
- Professional development opportunities for staff
 - Especially in all forms of bullying and how to prevent it from happening
- Engaging parents and caregivers and community partners
 - Particularly to provide opportunities for girls to connect with women in the community who are leaders in their professions and who are willing to share their stories and be mentors
- Access to needed services
 - Ensuring that girls have access to needed additional services when indicated is important to ensure that their needs are met at the earliest signs of distress

These are just some of the positive steps we can all take toward helping girls overcome the effects of COVID-19 as we move toward a post-pandemic world. We look forward to being your partner in this work.

REFERENCES:

1. Protecting Youth Mental Health, The U.S. Surgeon General's Advisory, 2021
2. Radhakrishnan L, Leeb RT, Bitsko RH, et al. Pediatric Emergency Department Visits Associated with Mental Health Conditions Before and During the COVID-19 Pandemic — United States, January 2019–January 2022. *MMWR Morb Mortal Wkly Rep* 2022;71:319–324. DOI: <http://dx.doi.org/10.15585/mmwr.mm7108e2>.
3. <https://www.cnn.com/2023/02/20/health/disordered-eating-kids-wellness/index.html>
4. <https://www.psychiatry.org/News-room/APA-Blogs/%E2%80%98Outbreak%E2%80%99-of-Sudden-Tics-Among-Teen-Girls>
5. Youth Risk Behavior Survey, Data Summary and Trends Report, 2011-2021

RESOURCES:

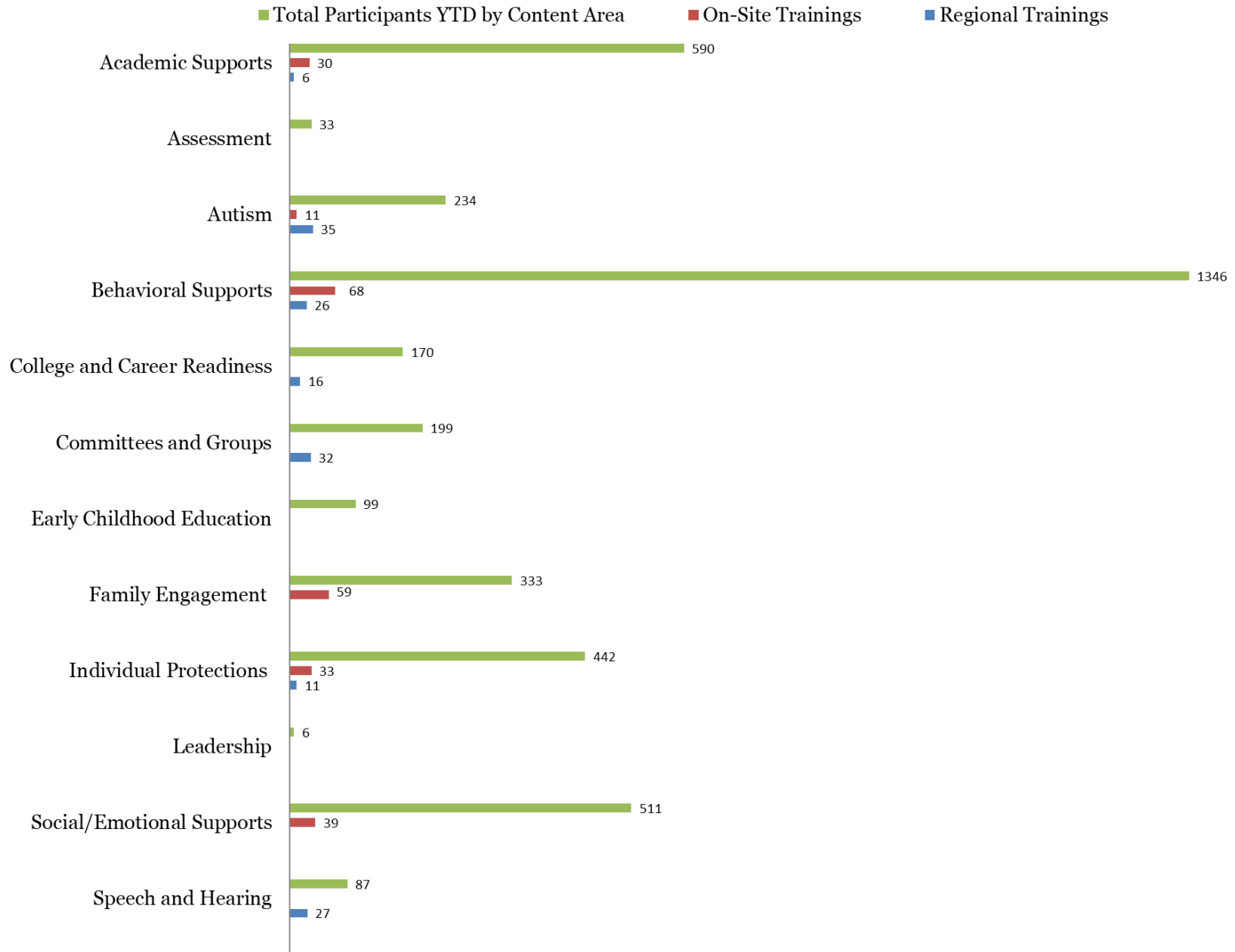
- <https://publications.aap.org/aapnews/news/23566/CDC-Teen-girls-engulfed-in-sadness-violence?autologincheck=redirected>
- <https://academic.oup.com/brain/article/145/2/476/6356504?login=false>
- <https://movementdisorders.onlinelibrary.wiley.com/doi/10.1002/mds.28778>
- <https://www.cdc.gov/nssp/partners/Understanding-the-impact.html>
- <https://medicalxpress.com/news/2023-02-teen-girls-mental-health-struggles6.html>

- <https://theconversation.com/how-to-help-teen-girls-mental-health-struggles-6-research-based-strategies-for-parents-teachers-and-friends-200052>

DMSELPA PROFESSIONAL LEARNING PARTICIPATION SUMMARY

FEBRUARY 2023 PARTICIPANTS - 393

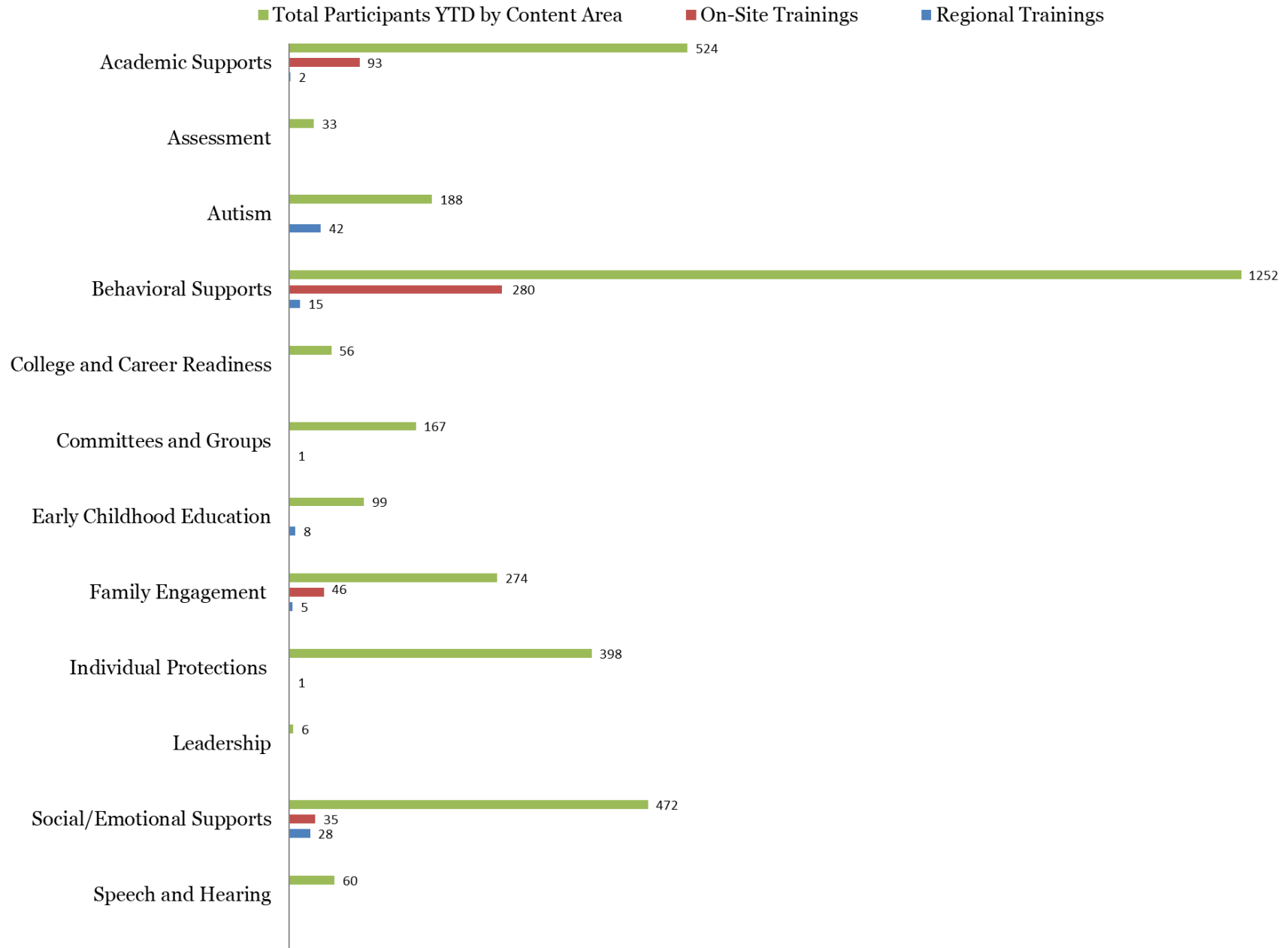
4,050 YEAR-TO-DATE PARTICIPANTS



DM SELPA PROFESSIONAL LEARNING PARTICIPATION SUMMARY

JANUARY 2023 PARTICIPANTS - 556

3,529 YEAR-TO-DATE PARTICIPANTS



Save

THE

DATE!

Professional
Learning Opportunity



Steering Committee Meeting Special Education Directors' Trainings

Special education directors will participate in trainings focusing on the needs or interests in the area of special education research, programs, or legal compliance.

April 21, 2023 | 12:00 - 2:00 p.m.

Topic: Legal Updates

Presented by: Jack B. Clarke, Jr., partner with Atkinson, Andelson, Loya, Ruud & Romo
Registration Link: <https://sbcss.k12oms.org/52-229656>

Get in **Touch**

Phone: (760) 955-3552

Email: Marysol.Hurtado@cahelp.org



*I-MTSS follow-up training
Presented by CAHELP*

LGBTQIA+

Language, Sensitivity, and Legislation

Presenter: Ami Davis



8:30 a.m. - 12:30 p.m.
Wednesday, May 17, 2023

This training will start with language and concepts relevant to working with LGBTQIA+ populations, including concepts and updates around name and pronoun usage. Participants will have the opportunity to practice gender neutral language and discuss avenues of respect in that regard. Current legislation, California requirements, and suggested practices will be shared and leave participants with a deeper understanding of their role when working to support LGBTQIA+ folk.

Event location:

Desert Mountain Educational Service Center
17800 Highway 18
Apple Valley, CA, 92307

Cost: \$50 for SELPA and Charter SELPA members
\$75 For non-members

Special Accommodations: Please submit any special accommodation requests at least fifteen working days prior to the training by notating your request registering.

Get in Touch

Email:
Marysol.Hurtado@cahelp.org
Phone:
(760)955-3552



Register Online:
<https://sbcss.k12oms.org/52-231031>

Desert Mountain SELPA
Due Process Summary
July 1, 2022- February 28, 2023

DISTRICT								CASE ACTIVITY FOR CURRENT YEAR					Hearing	Filed on Parent
	17/18	18/19	19/20	20/21	21/22	22/23	Total	D/W	Resolution Active	Resolution Settled	Mediation Active	Mediation Settled		
Adelanto SD	3	3.5	3	3.5	4	3	20	0	0	0	0	3	0	0
Apple Valley USD	0	3.5	10	5	5	5	28.5	0	2	0	1	2	0	1
Baker USD	0	0	0	0	0	0	0	0	0	0	0	0	0	0
Barstow USD	0	2	0	1	1	0	4	0	0	0	0	0	0	0
Bear Valley USD	2	0	0	1	1	1	5	0	1	0	0	0	0	0
Helendale SD	1	0	0	0	0	0	1	0	0	0	0	0	0	0
Hesperia USD	6	7	17.5	7	12	3	52.5	0	1	1	0	1	0	0
Lucerne Valley USD	0	1.5	0	0	0	0	1.5	0	0	0	0	0	0	0
Needles USD	0	0	0	0	0	0	0	0	0	0	0	0	0	0
Oro Grande SD	0	0	2	0	1	0	3	0	0	0	0	0	0	0
Silver Valley USD	0	0	0	0	0	0	0	0	0	0	0	0	0	0
Snowline USD	2	8.5	7	2	3	0	22.5	0	0	0	0	0	0	0
Trona USD	0	0	0	0	0	0	0	0	0	0	0	0	0	0
Victor Elementary SD	6.5	0	7	1	6	9	29.5	2	1	1	3	2	0	1
Victor Valley Union High SD	4	8.5	6.5	10	6	1	36	0	0	1	0	0	0	0
CA Charter Academy	0	0	0	0	0	0	0	0	0	0	0	0	0	0
Desert/Mountain OPS	1.5	3	2	1	0	0	7.5	0	0	0	0	0	0	0
Excelsior Education Center	0	0.5	2	0	1	0	3.5	0	0	0	0	0	0	0
Health Sciences HS & MS	0	0	1	1	0	0	2	0	0	0	0	0	0	0
Lewis Center - AAE	2	1	1	1	0	1	6	0	0	0	0	1	0	1
Lewis Center - Norton	0	0	0	0	0	0	0	0	0	0	0	0	0	0
SELPA-WIDE TOTALS	26	38	58	32.5	40	22	216.50	2	5	3	4	8	0	3

Districts showing a value of .50 above indicates that the district is a co-respondent with another district.

*Number accounts for High Tech High but has exited from CAHELP. Actual count for 2019-20 is 67.

Desert Mountain SELPA
Due Process Activity Summary
July 1, 2022–February 28, 2023

LEA Case Number	Issue(s)	Date Filed	Resolution Scheduled	Mediation Scheduled	Due Process Hearing	Status	IEE	Comp Ed
1. AESD Case No 2022070569	Denial of FAPE 1. Placement 2. ERICS/ERMHS 3. Parent Participation	7/19/2022	8/4/2022 8/9/2022 8/23/2022	9/13/2022	9/7-8/2022 10/24/2022	8/23/22 - Student not in school; parent wants virtual; mental, physical health concerns. 9/22/22 - Case settled to include - district assessments and parent ordered to cooperate with doctor audio-gram and IS placement for this year only. CLOSED - Mediation	N/A	ERMHS 30 hrs Academic 42 hrs
2. AVUSD Case No 2022070781	Denial of FAPE 1. Deficient psycho ed assessment. 2. Deficient functional communication assessment 3. Deficient OT assessment 4. Deficient PT assessment 5. Inadequate placement 6. Inadequate SPL services 7. Inadequate OT services 8. Inadequate PT services 9. Inadequate communication program	7/25/2022	8/5/2022	10/3/2022	9/20-22/2022	8/5/22 - Parent seeking NPS. Not available in our region. Demanding private placement; moving to mediation. Consolidated with case # 2022080051. 10/3/22 - Mediation - Will not agree to placement based on single assessors recommendations 11/2/22 - Placement agreed to - Stu to return to school. CLOSED - Mediation	Psycho Ed Dr. Simun	SPL, OT, PI, SAI \$40,000 1:1 Aide in home 720min.
3. AVUSD Case No 2022080051 Filing on parent	District filed to defend assessments	8/1/2022	N/A	10/3/2022	11/1-3/2022	*OAH Consolidated Case # 22022070781 with Case # 2022080051 Moving to mediation. 10/03/22 - Mediation held and unsuccessful. Parent seeks private home placement with 1:1 behavioral aide 6 hours at home and District seeks to return student to in-school program 11/2/22 - See above CLOSED - Mediation	N/A	N/A

Desert Mountain SELPA
Due Process Activity Summary
July 1, 2022–February 28, 2023

LEA Case Number	Issue(s)	Date Filed	Resolution Scheduled	Mediation Scheduled	Due Process Hearing	Status	IEE	Comp Ed
4. HUSD Case no. 2022080186	Denial of FAPE 1. Failure to assess 2. Inadequate assessment Failure to provide emergency interventions.	8/5/2022	8/17/2022	10/31/2022	9/20-22/2022 11/9-11/2022	8/17/22 - Student not in school; seeking 1:1 for "global supervision; district provided NPS; student no show. 8/29/22 - Interim settlement for placement during assessments. 09/22 - Addendum scheduled to review the results of FBA IEEs completed first week of Nov. 11/9/22 - SPL,OT, Behavior increased in the IEP. Settlement CLOSED - Mediation	OT	SPL - 50 hrs Behavior - 25 hrs
5. VESD Case no. 2022080379	Denial of FAPE 1. Failure to provide 1:1 2. SPL 3. OT 4. AAC	8/12/2022	8/24/2022 8/29/2022	10/6/2022	9/27-29/2022	8/29/22 - No agreement on 1:1; analyzing records to determine next steps. 10/05/22 - Negotiations for settlement (provide 1:1 support for portion of the day rather than full day, add OT, AAC training and AAC device) 10/10/22 - Settlement agreement CLOSED - Mediation	Psycho Ed	Speech - 50 hrs Academic - 200 hrs
6. VESD Case no. 2022080518 Filing on parent	Permission to implement IEP; placement	8/17/2022	N/A	9/26/2022 - cancelled by parent	9/13-15/2022 11/01-03/2022	Student not in school. Parent seeking alternate placement. 10/17/22 - Case withdrawn. Parent signed IEP CLOSED - Withdraw	N/A	N/A

Desert Mountain SELPA
Due Process Activity Summary
July 1, 2022–February 28, 2023

LEA Case Number	Issue(s)	Date Filed	Resolution Scheduled	Mediation Scheduled	Due Process Hearing	Status	IEE	Comp Ed
7. AAE Case no. 2022090499 Filing on parent	District filed for appropriate placement	9/15/2022	N/A	Proposed 10/26/2022	10/18-20/2022 11/15-17/2022 1/24-26/2022	Parent not in agreement with a district placement in school of residence 10/4/22 - Complaint amended to include IEP update of 10/4/22 10/28/22 - Parent obtained new attorney who was granted a continuance 1/23/23 - Settlement Agreement for Virtual Program Withdrew from school soon after CLOSED - Mediation	N/A	N/A
8. VESD Case no. 2022100187	Denial of FAPE 1. Failed to find eligible SPED under category of OT. 2. Failed to conduct ERMHS. 3. Abused student causing physical harm.	10/7/2022	10/19/2022 10/26/2022		11/22-23/2022 12/6-8/2022	10/26/22 - Parent attorney unprepared. Asking for eligibility under OT, not possible. 11/28/22 - Preparing for hearing 11/28/22 - Parent withdrew case. We expect it to be refiled Parent withdrew CLOSED - Withdraw	N/A	N/A
9. VESD DMOPS Case no. 2022100788	Denial of FAPE 1. Failure to provide appropriate placement and program a.) Academics b.) SPL c.) OT d.) BIP	10/25/2022	11/9/2022	12/19/2022	12/13-15/2022 1/31-2/3/2022	11/9/22 - Offered county placement and FBA in a new setting. Going to mediation. 12/19/22 - 10 day letter to stop fees 1/18/23 - Settlement Agreement for IEP increases and placement CLOSED - Mediation	N/A	N/A
10. AESD Case no. 2022100867	Denial of FAPE 1. Failure to evaluate prior to placement change 2. Failure to assess FBA, ERMHS 3. Failure to offer 1:1 4. Failure to offer OT consult	10/28/2022	11/9/2022 1-30-2-30 11/14/2022	1/10/2023	12/13-15/2022	11/18/22 - No progress. 1/4/23 - Settlement Agreement to fund FBA and NPA services. CLOSED - Mediation	N/A	Behavior \$4,500 Academic \$1,500

Desert Mountain SELPA
Due Process Activity Summary
July 1, 2022–February 28, 2023

LEA Case Number	Issue(s)	Date Filed	Resolution Scheduled	Mediation Scheduled	Due Process Hearing	Status	IEE	Comp Ed
11. VESD Case no. 2022100869	Denial of FAPE 1. Failure to assess FBA 2. Failure to offer 1:1 aide	10/28/2022	11/9/2022 12:30 – 1:30 11/14/2022		12/20-22/2022	11/18/22 - No progress. 12/6/2022 - Agreement reached CLOSED - Resolution	ERMHS	Counseling \$3,000 Academic \$1,500
12. VESD Case no. 202210080	Denial of FAPE 1. Failure to follow timeliness for ERMHS assessment. 2. Failure to provide Ed benefit a.) Reading goals b.) Writing goals c.) Math goals	11/4/2022	11/18/2022 11:00 12/05/2022	2/22/2023	12/20-22/2022 03/28-30/2023	12/15/22 - Offered comp ed for ERMHS but not academics 12/22 - Seeking exorbitant academic comp ed 2/22/23 - Settlement agreement for comp ed. CLOSED - Mediation		Tutoring \$8,000
13. AESD Case no. 2022110480	Child Find Denial of FAPE 1. Failure to provide positive behavior supports 2. Failed to provide comprehensive assessment 3. Failed to provide a.) FBA b.) ERMHS c.) LAS d.) OT	11/17/2022	11/29/2022 12/09/2022		1/4-5/2023	12/9/22 - Parent attorney cut resolution short 12/21/22 - 1:1 aide added to the IEP; TISA to be conducted to review Settlement Agreement CLOSED - Resolution	Psycho Ed	Academic, NTE \$2,000 SPL, NTE \$5,500 OT - NTE \$2,750
14. VESD Case no. 2022110772	Child Find Denial of FAPE 1. Failure to assess at parent request a.) 8/29/2022 b.) 10/5/2022	11/29/2022	12/5/2022	1/18/2023 2/24/2023	1/18-19/2023 3/7-9/2023	12/5/22 - Expulsion hearing 12/15/22 - Awaiting results of psycho ed assessment 1/25/23 - Expedited claims withdrawn 2/10/23 - Statutory offer 2/24/23 - Expulsion. Remains in place. Preparing for hearing.		

Desert Mountain SELPA
 Due Process Activity Summary
 July 1, 2022–February 28, 2023

LEA Case Number	Issue(s)	Date Filed	Resolution Scheduled	Mediation Scheduled	Due Process Hearing	Status	IEE	Comp Ed
15. HUSD Case no. 2022120240	Denial of Fape 1. Program not appropriate 2. Placement and services	12/7/2022	12/13/2022		1/9/2023	12/13/22 - Added to the IEP. 1:1 Aide to attend general ed classes until IEE is complete 12/21/22 - Settlement agreement CLOSED - Resolution	Psycho Ed SPL	N/A
16. VESD Case no. 2023010171	Denial of FAPE Failure to provide appropriate placement and program.	1/6/2023	1/19/2023	2/23/2023	04/04-06/2023	1/19/23 - Seeking additional documents to support district. 2/23/23 - Need updated medical records and previous docs from Paramount USD.		
17. VVUHSD Case no. 2023 Never reached OAH	Denial of FAPE Did not assess for ASD, ADHD	1/9/2023	1/20/2023			1/23/23 - No parent representation. SELPA facilitated Resolution, District to assess. CLOSED - Resolution	N/A	N/A
18. AVUSD Case no. 2023010865	Denial of FAPE 1. Failure to address communication, social emotional, adaptive PE, academics, OT 2. Inappropriate program 3. Inappropriate assessments	1/27/2023	2/6/2023	3/22/2023	3/14-16/2023	2/6/23 - Resolution concluded early due to unprepared opposing counsel. Placement issue - min/mod vs. mod/severe.		

Desert Mountain SELPA
 Due Process Activity Summary
 July 1, 2022–February 28, 2023

LEA Case Number	Issue(s)	Date Filed	Resolution Scheduled	Mediation Scheduled	Due Process Hearing	Status	IEE	Comp Ed
19. HUSD Case no. 2023010747	Denial of FAPE 1. Insufficient Goals in reading, writing, math 2. Lack of Ed Benefit 3. Failure to offer credit recovery 4. Failure to assess in all areas	1/30/2023	2/14/2023		3/14-16/2023	2/14/23 - Severe emotional needs. Discussing placement and transitioning back to school.		
20. AVUSD Case no. 2023020239	Denial of FAPE 1. Placement 2. Program 3. Academics 4. SPL 5. Behavior	2/7/2023	2/14/2023 2/15/2023		3/28-30/2023	2/15/23 - AUSD to begin assessments, hold IEP and then determine liability.		
21. AESD Case no. 2023020340	Denial of FAPE 1. Failure to implement IEP 2. Failure to assess 3. Inappropriate MD 4. Removal from placement	2/10/2023	2/16/2023	Expedited 2/23/2023	Expediated 3/14-16/2023 Regular 3/28-30/2023	2/24/23 - Placement, instructional aide, BCBA and counseling agreement. CLOSED - Mediation		Academic \$9,000
22. VESD Case no. 2023020497	Denial of FAPE 1. Placement 2. Failure to provide 1:1 aide 3. Failure to implement IEE recommendation 4. Failure to invite IEE assesor to the IEP	2/15/2023	3/1/2023		4/4-6/2023	3/1/23 - At issue is parent desire to have kids at one school.		

Desert Mountain SELPA
 Due Process Activity Summary
 July 1, 2022–February 28, 2023

LEA Case Number	Issue(s)	Date Filed	Resolution Scheduled	Mediation Scheduled	Due Process Hearing	Status	IEE	Comp Ed
23. BVUSD Case no. 2023020732	Denial of FAPE 1. Failure to assess 2. Inappropriate placement, services needed for progress 3. Denial of parent participation	2/22/2023	3/3/2023		4/11-13/2023			
24. AVUSD Case no. 2023	Denial of FAPE 1. Failure to address needs a. Academics b. Communication c. Social/Emotional d. Behavior e. OT from 10/2021 to present 2. Inappropriate Assessments a. OT b. Speech 3. Failure to assess in all areas 4. Failure to provide meaningful mainstreaming	2/28/2023	3/10/2023					

Desert Mountain SELPA Legal
Expense Summary
As Reported at Steering February 24, 2023

2000-2001	\$39,301.51
2001-2002	\$97,094.90
2002-2003	\$37,695.13
2003-2004	\$100,013.02
2004-2005	\$136,514.09
2005-2006	\$191,605.08
2006-2007	\$140,793.00
2007-2008	\$171,614.04
2008-2009	\$263,390.71
2009-2010	\$114,076.96
2010-2011	\$293,578.50
2011-2012	\$567,958.10
2012-2013	\$321,646.04
2013-2014	\$250,372.65
2014-2015	\$297,277.76
2015-2016	\$204,756.26
2016-2017	\$233,130.03
2017-2018	\$247,459.52
2018-2019	\$314,479.71
2019-2020	\$475,930.79
2020-2021	\$354,582.16
2021-2022	\$401,072.52
2022-2023	\$233,598.81

Desert/Mountain SELPA
Due Process Summary
July 1, 2022- January 31, 2023

DISTRICT								CASE ACTIVITY FOR CURRENT YEAR					Hearing	Filed on Parent
	17/18	18/19	19/20	20/21	21/22	22/23	Total	D/W	Resolution Active	Resolution Settled	Mediation Active	Mediation Settled		
Adelanto SD	3	3.5	3	3.5	4	3	20	0	1	0	1	1	0	0
Apple Valley USD	0	3.5	10	5	5	3	26.5	0	1	0	0	2	0	1
Baker USD	0	0	0	0	0	0	0	0	0	0	0	0	0	0
Barstow USD	0	2	0	1	1	0	4	0	0	0	0	0	0	0
Bear Valley USD	2	0	0	1	1	0	4	0	0	0	0	0	0	0
Helendale SD	1	0	0	0	0	0	1	0	0	0	0	0	0	0
Hesperia USD	6	7	17.5	7	12	3	52.5	0	1	1	0	1	0	0
Lucerne Valley USD	0	1.5	0	0	0	0	1.5	0	0	0	0	0	0	0
Needles USD	0	0	0	0	0	0	0	0	0	0	0	0	0	0
Oro Grande SD	0	0	2	0	1	0	3	0	0	0	0	0	0	0
Silver Valley USD	0	0	0	0	0	0	0	0	0	0	0	0	0	0
Snowline USD	2	8.5	7	2	3	0	22.5	0	0	0	0	0	0	0
Trona USD	0	0	0	0	0	0	0	0	0	0	0	0	0	0
Victor Elementary SD	6.5	0	7	1	6	8	28.5	2	0	1	4	1	0	1
Victor Valley Union High SD	4	8.5	6.5	10	6	1	36	0	0	1	0	0	0	0
CA Charter Academy	0	0	0	0	0	0	0	0	0	0	0	0	0	0
Desert/Mountain OPS	1.5	3	2	1	0	0	7.5	0	0	0	0	0	0	0
Excelsior Education Center	0	0.5	2	0	1	0	3.5	0	0	0	0	0	0	0
Health Sciences HS & MS	0	0	1	1	0	0	2	0	0	0	0	0	0	0
Lewis Center - AAE	2	1	1	1	0	1	6	0	0	0	0	1	0	1
Lewis Center - Norton	0	0	0	0	0	0	0	0	0	0	0	0	0	0
SELPA-WIDE TOTALS	26	38	58	32.5	40	18	212.50	2	3	3	5	5	0	2

Districts showing a value of .50 above indicates that the district is a co-respondent with another district.

*Number accounts for High Tech High but has exited from CAHELP. Actual count for 2019-20 is 67.

Desert/Mountain SELPA
Due Process Activity Summary
July 1, 2022–January 31, 2023

LEA Case Number	Issue(s)	Date Filed	Resolution Scheduled	Mediation Scheduled	Due Process Hearing	Status	IEE	Comp Ed
1. Adelanto Elementary SD Case No 2022070569	Denial of FAPE 1. Placement 2. ERICS/ERMHS 3. Parent Participation	7/19/2022	8/4/2022 8/9/2022 8/23/2022	9/13/2022	9/7-8/2022 10/24/2022	8/23/22 - Student not in school; parent wants virtual; mental, physical health concerns. 9/22/22 - Case settled to include - district assessments and parent ordered to cooperate with doctor audio-gram and IS placement for this year only. CLOSED - Mediation	N/A	ERMHS 30 hrs Academic 42 hrs
2. Apple Valley USD Case No 2022070781	Denial of FAPE 1. Deficient psycho ed assessment. 2. Deficient functional communication assessment 3. Deficient OT assessment 4. Deficient PT assessment 5. Inadequate placement 6. Inadequate SPL services 7. Inadequate OT services 8. Inadequate PT services 9. Inadequate communication program	7/25/2022	8/5/2022	10/3/2022	9/20-22/2022	8/5/22 - Parent seeking NPS. Not available in our region. Demanding private placement; moving to mediation. Consolidated with case # 2022080051. 10/3/22 - Mediation - Will not agree to placement based on single assessors recommendations 11/2/22 - Placement agreed to - Stu to return to school. CLOSED - Mediation	Psycho Ed Dr. Simun	SPL, OT, PI, SAI \$40,000 1:1 Aide in home 720min.
3. Apple Valley USD Case No 2022080051 Filing on parent	District filed to defend assessments	8/1/2022	N/A	10/3/2022	11/1-3/2022	*OAH Consolidated Case # 22022070781 with Case # 2022080051 Moving to mediation. 10/03/22 - Mediation held and unsuccessful. Parent seeks private home placement with 1:1 behavioral aide 6 hours at home and District seeks to return student to in-school program 11/2/22 - See above CLOSED - Mediation	N/A	N/A

Desert/Mountain SELPA
Due Process Activity Summary
July 1, 2022–January 31, 2023

LEA Case Number	Issue(s)	Date Filed	Resolution Scheduled	Mediation Scheduled	Due Process Hearing	Status	IEE	Comp Ed
4. HUSD Case no. 2022080186	Denial of FAPE 1. Failure to assess 2. Inadequate assessment Failure to provide emergency interventions.	8/5/2022	8/17/2022	10/31/2022	9/20-22/2022 11/9-11/2022	8/17/22 - Student not in school; seeking 1:1 for "global supervision; district provided NPS; student no show. 8/29/22 - Interim settlement for placement during assessments. 09/22 - Addendum scheduled to review the results of FBA IEEs completed first week of Nov. 11/9/22 - SPL,OT, Behavior increased in the IEP. Settlement CLOSED - Mediation	OT	SPL - 50 hrs Behavior - 25 hrs
5. VESD Case no. 2022080379	Denial of FAPE 1. Failure to provide 1:1 2. SPL 3. OT 4. AAC	8/12/2022	8/24/2022 8/29/2022	10/6/2022	9/27-29/2022	8/29/22 - No agreement on 1:1; analyzing records to determine next steps. 10/05/22 - Negotiations for settlement (provide 1:1 support for portion of the day rather than full day, add OT, AAC training and AAC device) 10/10/22 - Settlement agreement CLOSED - Mediation	Psycho Ed	Speech - 50 hrs Academic - 200 hrs
6. VESD Case no. 2022080518 Filing on parent	Permission to implement IEP; placement	8/17/2022	N/A	9/26/2022 - cancelled by parent	9/13-15/2022 11/01-03/2022	Student not in school. Parent seeking alternate placement. 10/17/22 - Case withdrawn. Parent signed IEP CLOSED - Withdraw	N/A	N/A

Desert/Mountain SELPA
Due Process Activity Summary
July 1, 2022–January 31, 2023

LEA Case Number	Issue(s)	Date Filed	Resolution Scheduled	Mediation Scheduled	Due Process Hearing	Status	IEE	Comp Ed
7. AAE Case no. 2022090499 Filing on parent	District filed for appropriate placement	9/15/2022	N/A	Proposed 10/26/2022	10/18-20/2022 11/15-17/2022 1/24-26/2022	Parent not in agreement with a district placement in school of residence 10/4/22 - Complaint amended to include IEP update of 10/4/22 10/28/22 - Parent obtained new attorney who was granted a continuance 1/23/23 - Settlement Agreement for Virtual Program Withdrew from school soon after CLOSED	N/A	N/A
8. VESD Case no. 2022100187	Denial of FAPE 1. Failed to find eligible SPED under category of OT. 2. Failed to conduct ERMHS. 3. Abused student causing physical harm.	10/7/2022	10/19/2022 10/26/2022		11/22-23/2022 12/6-8/2022	10/26/22 - Parent attorney unprepared. Asking for eligibility under OT, not possible. 11/28/22 - Preparing for hearing 11/28/22 - Parent withdrew case. We expect it to be refiled Parent withdrew CLOSED - Withdraw	N/A	N/A
9. VESD DMOPS Case no. 2022100788	Denial of FAPE 1. Failure to provide appropriate placement and program a.) Academics b.) SPL c.) OT d.) BIP	10/25/2022	11/9/2022	12/19/2022	12/13-15/2022 1/31-2/3/2022	11/9/22 - Offered county placement and FBA in a new setting. Going to mediation. 12/19/22 - 10 day letter to stop fees 1/18/23 - Settlement Agreement for IEP increases and placement CLOSED	N/A	N/A
10. AESD Case no. 2022100867	Denial of FAPE 1. Failure to evaluate prior to placement change 2. Failure to assess FBA, ERMHS 3. Failure to offer 1:1 4. Failure to offer OT consult	10/28/2022	11/9/2022 1-30-2-30 11/14/2022	1/10/2023	12/13-15/2022	11/18/22 - No progress. 1/4/23 - Settlement Agreement to fund FBA and NPA services. CLOSED	N/A	Behavior \$4,500 Academic \$1,500

Desert/Mountain SELPA
Due Process Activity Summary
July 1, 2022–January 31, 2023

LEA Case Number	Issue(s)	Date Filed	Resolution Scheduled	Mediation Scheduled	Due Process Hearing	Status	IEE	Comp Ed
11. VESD Case no. 2022100869	Denial of FAPE 1. Failure to assess FBA 2. Failure to offer 1:1 aide	10/28/2022	11/9/2022 12:30 – 1:30 11/14/2022		12/20-22/2022	11/18/22 - No progress. 12/6/2022 - Agreement reached CLOSED - Resolution	ERMHS	Counseling \$3,000 Academic \$1,500
12. VESD Case no. 202210080	Denial of FAPE 1. Failure to follow timeliness for ERMHS assessment. 2. Failure to provide Ed benefit a.) Reading goals b.) Writing goals c.) Math goals	11/4/2022	11/18/2022 11:00 12/05/2022	2/22/2023	12/20-22/2022 03/28-30/2023	12/15/22 - Offered comp ed for ERMHS but not academics 12/22 - Seeking exorbitant academic comp ed		
13. AESD Case no. 2022110480	Child Find Denial of FAPE 1. Failure to provide positive behavior supports 2. Failed to provide comprehensive assessment 3. Failed to provide a.) FBA b.) ERMHS c.) LAS d.) OT	11/17/2022	11/29/2022 12/09/2022		1/4-5/2023	12/9/22 - Parent attorney cut resolution short 12/21/22 - 1:1 aide added to the IEP; TISA to be conducted to review Settlement Agreement CLOSED	Psycho Ed	Academic, NTE \$2,000 SPL, NTE \$5,500 OT - NTE \$2,750
14. VESD Case no. 2022110772	Child Find Denial of FAPE 1. Failure to assess at parent request a.) 8/29/2022 b.) 10/5/2022	11/29/2022	12/5/2022	1/18/2023 2/24/2023	1/18-19/2023 3/7-9/2023	12/5/22 - Expulsion hearing 12/15/22 - Awaiting results of psycho ed assessment 1/25/23 - Expedited claims withdrawn		

Desert/Mountain SELPA
 Due Process Activity Summary
 July 1, 2022–January 31, 2023

LEA Case Number	Issue(s)	Date Filed	Resolution Scheduled	Mediation Scheduled	Due Process Hearing	Status	IEE	Comp Ed
15. HUSD Case no. 2022120240	Denial of Fape 1. Program not appropriate 2. Placement and services	12/7/2022	12/13/2022		1/9/2023	12/13/22 - Added to the IEP. 1:1 Aide to attend general ed classes until IEE is complete 12/21/22 - Settlement agreement CLOSED - Resolution	Psycho Ed SPL	N/A
16. VESD Case no. 2023010171	Denial of FAPE Failure to provide appropriate placement and program.	1/6/2023	1/19/2023	2/23/2023	04/04-06/2023	1/19/23 - Seeking additional documents to support district.		
17. VVUHSD Case no. 2023 Never reached OAH	Denial of FAPE Did not assess for ASD, ADHD	1/9/2023	1/20/2023			1/23/23 - No parent representation. SELPA facilitated Resolution, District to assess. CLOSED	N/A	N/A
18. AVUSD Case no. 2023010865	Denial of FAPE 1. Failure to address communication, social emotional, adaptive PE, academics, OT 2. Inappropriate program 3. Inappropriate assessments	1/27/2023	2/6/2023		3/14-16/2023	2/6/23 - Resolution concluded early due to unprepared opposing counsel. Placement issue - min/mod vs. mod/severe.		

Desert/Mountain SELPA
 Due Process Activity Summary
 July 1, 2022–January 31, 2023

LEA Case Number	Issue(s)	Date Filed	Resolution Scheduled	Mediation Scheduled	Due Process Hearing	Status	IEE	Comp Ed
19. HUSD Case no. 2023010747	Denial of FAPE 1. Insufficient Goals in reading, writing, math 2. Lack of Ed Benefit 3. Failure to offer credit recovery 4. Failure to assess in all areas	1/30/2023	2/14/2023		3/14-16/2023			

**Desert /Mountain SELPA Legal
Expense Summary**
As Reported at Steering January 27, 2023

2000-2001	\$39,301.51
2001-2002	\$97,094.90
2002-2003	\$37,695.13
2003-2004	\$100,013.02
2004-2005	\$136,514.09
2005-2006	\$191,605.08
2006-2007	\$140,793.00
2007-2008	\$171,614.04
2008-2009	\$263,390.71
2009-2010	\$114,076.96
2010-2011	\$293,578.50
2011-2012	\$567,958.10
2012-2013	\$321,646.04
2013-2014	\$250,372.65
2014-2015	\$297,277.76
2015-2016	\$204,756.26
2016-2017	\$233,130.03
2017-2018	\$247,459.52
2018-2019	\$314,479.71
2019-2020	\$475,930.79
2020-2021	\$354,582.16
2021-2022	\$401,072.52
2022-2023	\$196,010.17



Hot Legal Topics of 2023

A full-day, virtual mini-conference

SELPA Administrators of California is proud to host this unique professional learning opportunity to help practitioners stay current on hot topics, to avoid frequent problem areas in implementation of IDEA, and to work effectively with parents as partners in the IEP process.

 **Tuesday, April 18, 2023**

 **8:30 AM - 3:15 PM**



Our expert attorney presenters are providing their services at no cost to the Association. Proceeds from this event will support increased student and parent participation at our spring Legislative Sharing Day, where we collaborate with families, allies, educational partners, and legislators in furtherance of our mission, to champion educational access and opportunities for students with disabilities in California.

\$75
plus 2.25%
service fee

Register now at:
<https://stateselpa.k12oms.org/>
2722-229586

OUR ESTEEMED LINEUP



8:30 to 9:30 a.m.

Creative Approaches to Dispute Resolution

Dan Harbottle

Harbottle Law Group



9:45 to 10:45 a.m.

Navigating Alternative Pathways to a Diploma

Jan Tomsy

Fagen Friedman & Fulfroest LLP



11:00 a.m. to 12 Noon

The Latest in Best Practices in Assessment

Liz Harland

Adams Silva & McNally LLP



1:00 to 2:00 p.m.

Solid Gold Goals!

Ernest Bell

Atkinson Andelson Loya Ruud & Romo



2:15 to 3:15 p.m.

The Essentials of Alternative Placements

Sarah Garcia

Lozano Smith




Questions? Contact us at register@selpa.info

**Desert Mountain SELPA
OVERDUE IEP SUMMARY
As of 02/28/2023**

LEA	Number of Overdue IEPs
Academy for Academic Excellence	7
Adelanto SD	114
Apple Valley USD	156
Baker Valley USD	3
Barstow USD	178
Bear Valley USD	32
Excelsior Charter Schools High Desert	55
Excelsior Charter Schools Corona-Norco	3
Health Sciences MS & HS Charter School	0
Helendale SD	2
Hesperia USD	266
Lucerne Valley USD	29
Mojave River Academy -Gold Canyon	0
Mojave River Academy -Marble City	2
Mojave River Academy -National Trails	6
Mojave River Academy -Oro Grande	13
Mojave River Academy -Rockview Park	0
Mojave River Academy -Route 66	3
Mojave River Academy -Silver Mountain	6
Needles USD	9
Norton	13
Options for Youth	2
Oro Grande SD	4
SB County Office of Ed	40
Silver Valley USD	10
Snowline JUSD	108
Trona JUSD	1
Victor Elementary SD	49
Victor Valley Union High SD	190
Total	1,301

8.8 Nonpublic School/Nonpublic Agency Update

No materials, verbal report only



CA-ISP

California Integrated
Supports Project

California MTSS FRAMEWORK

The California MTSS Framework includes 5 Domains and 11 Features. The needs of the Whole Child are successfully met when ALL Domains and Features are effectively implemented with fidelity.



Whole Child Domain

**Inclusive Academic Instruction
Features**

**Inclusive Behavior Instruction
Features**

**Inclusive Transformative
Social-Emotional Instruction and
Mental Health Support Features**

Essential Domains and Features to Support the Whole Child

**Administrative
Leadership Domain**

Strong & Engaged Site
Leadership Features

Strong Educator Support
System Features

**Integrated Supports
Domain**

Organizational Structure
Features

Strong & Positive School
Culture Features

**Family and Community
Engagement Domain**

Trusting Family Partnerships
Features

Trusting Community
Partnerships Features

**Inclusive Policy Structure
and Practice Domain**

Strong LEA / School
Relationship Features

LEA Policy Framework
Features

Adapted with permission from: SWIFT Education Center. (2016).
Domains and Features Placemat. Lawrence, KS. swiftschools.org



Statement of Purpose

The California Integrated Supports Project (CA-ISP) will provide quality professional development in Social Emotional Learning, Trauma Informed Practices, and Culturally Relevant, and Sustaining Practices. By implementing the Cascade Model, providing systemic support and coaching that is grounded in MTSS/PBIS, evidence-based practices, data and evidence based decision making.



Core Features



[CA-ISP Website](#)



[CA-ISP Interest Form](#)

Understanding and Supporting Students with Adverse Childhood Experiences (ACES)

This course examines the impact adverse childhood experiences (ACES) has on student behavior, education, relationships, health, and future success in life. Participants will gain a better understanding of how adverse experiences such as abuse, neglect, foster care, parental incarceration, and poverty affect learning. Participants will learn how to support the unique needs of students with adverse childhood experiences and increase their repertoire of skills to improve student resiliency and academic outcomes.



Presented By

Robin McMullen, Intervention Specialist

Amy Thompson, Behavioral Health Counselor

Date

April 20, 2023

Time

1:00 - 4:30 p.m.

Location

Desert Mountain Educational Service Center
17800 Highway 18, Apple Valley, CA 92307

Audience

Special education teachers, general education teachers, counselors, school psychologists, site administrators, paraprofessionals, and support staff.

Cost

Desert Mountain SELPA and Charter SELPA Members \$0.00

Non-member participants \$25.00

Registration

Please register online at:

<https://sbcss.k12oms.org/52-219230>

Special Accommodations

Please submit any special accommodation requests at least fifteen working days prior to the training by notating your request when registering.

Desert Mountain SELPA
 2022 Fall Pupil Count
 By Grade

LEA-Grade	Count of Student Name
Academy for Academic Excellence	
01	10
02	11
03	14
04	12
05	24
06	19
07	17
08	8
09	13
10	8
11	13
12	7
KN	11
Academy for Academic Excellence Total	
167	
Adelanto Elementary	
01	80
02	86
03	101
04	124
05	147
06	145
07	130
08	168
KN	53
Adelanto Elementary Total	
1034	
Apple Valley Unified	
01	91
02	105
03	124
04	138
05	148
06	154
07	150
08	137
09	152
10	146
11	116
12	172
KN	97
PS	44
Apple Valley Unified Total	
1774	

Desert Mountain SELPA
 2022 Fall Pupil Count
 By Grade

LEA-Grade	Count of Student Name
Baker Valley Unified	
01	2
04	1
05	1
06	1
07	2
08	1
09	3
10	2
11	1
12	2
Baker Valley Unified Total	16
Barstow Unified	
01	49
02	62
03	68
04	67
05	96
06	103
07	91
08	88
09	73
10	81
11	81
12	74
KN	53
PS	2
Barstow Unified Total	988
Bear Valley Unified	
01	18
02	17
03	20
04	17
05	21
06	27
07	21
08	18
09	37
10	26
11	21
12	25
KN	9
PS	1
Bear Valley Unified Total	278

Desert Mountain SELPA
 2022 Fall Pupil Count
 By Grade

LEA-Grade	Count of Student Name
Excelsior Charter	
07	40
08	49
09	67
10	56
11	74
12	58
Excelsior Charter Total	344
Excelsior Charter School Corona-Norco	
07	1
08	3
10	5
11	6
12	4
Excelsior Charter School Corona-Norco Total	19
Health Sciences High and Middle College	
09	30
10	23
11	29
12	19
Health Sciences High and Middle College Total	101
Helendale Elementary	
01	9
02	6
03	11
04	8
05	10
06	7
07	9
08	16
09	11
10	10
11	18
12	15
KN	9
Helendale Elementary Total	139

Desert Mountain SELPA
 2022 Fall Pupil Count
 By Grade

LEA-Grade	Count of Student Name
Hesperia Unified	
01	206
02	184
03	187
04	242
05	218
06	233
07	216
08	258
09	295
10	238
11	242
12	263
KN	162
PS	73
Hesperia Unified Total	3017
Lucerne Valley Unified	
01	8
02	11
03	13
04	10
05	14
06	13
07	12
08	5
09	10
10	13
11	7
12	13
KN	8
PS	1
Lucerne Valley Unified Total	138
Needles Unified	
01	7
02	15
03	10
04	13
05	12
06	17
07	13
08	15
09	16
10	17
11	9
12	14
KN	5
Needles Unified Total	163

Desert Mountain SELPA
 2022 Fall Pupil Count
 By Grade

LEA-Grade	Count of Student Name
Norton Science and Language Academy	
01	11
02	9
03	13
04	12
05	15
06	17
07	24
08	17
09	11
10	14
KN	12
Norton Science and Language Academy Total	155
Oro Grande	
01	13
02	16
03	28
04	26
05	34
06	38
07	58
08	61
09	65
10	90
11	112
12	84
KN	12
Oro Grande Total	637
San Bernardino County Office of Education	
01	85
02	100
03	77
04	66
05	80
06	61
07	52
08	48
09	54
10	57
11	55
12	160
IN	55
KN	108
PS	237
San Bernardino County Office of Education Total	1295

Desert Mountain SELPA
 2022 Fall Pupil Count
 By Grade

LEA-Grade	Count of Student Name
Silver Valley Unified	
01	30
02	30
03	25
04	31
05	36
06	18
07	14
08	27
09	19
10	13
11	6
12	18
KN	32
PS	18
Silver Valley Unified Total	317
Snowline Joint Unified	
01	43
02	65
03	73
04	77
05	82
06	114
07	113
08	113
09	108
10	119
11	104
12	107
KN	35
PS	1
Snowline Joint Unified Total	1154
Trona Joint Unified	
01	4
02	4
03	3
04	3
05	5
06	6
07	11
08	7
09	3
10	4
11	5
12	1
KN	2
Trona Joint Unified Total	58

Desert Mountain SELPA
2022 Fall Pupil Count
By Grade

LEA-Grade	Count of Student Name
Victor Elementary	
01	163
02	192
03	196
04	209
05	232
06	240
KN	111
PS	83
Victor Elementary Total	1426
Victor Valley Union High	
07	201
08	174
09	364
10	334
11	325
12	356
Victor Valley Union High Total	1754
Grand Total	14974

Desert Mountain SELPA
 2021-22 American Rescue Plan 611 Local Assistance Entitlements (Supplemental)
 Resource 3305
 Updated 1/30/23

Report 6: January 1, 2023 through June 30, 2023

Report 7: July 1, 2023 through September 30, 2023

LEA	Resource 3305	Resource 3306 Private Parentally Placed	Total Claimed 3305	Total Claimed 3306	Total Unclaimed 3305	Total Unclaimed 3306	Total Unclaimed
County Operated Programs (2990)	\$ 331,313	\$ -	\$ 331,313	\$ -	\$ -	\$ -	\$ -
Academy for Academic Excellence	\$ 41,268	\$ -	\$ 41,268	\$ -	\$ -	\$ -	\$ -
Norton Science and Language Academy	\$ 40,097	\$ -	\$ 40,097	\$ -	\$ -	\$ -	\$ -
Adelanto Elementary	\$ 298,240	\$ -	\$ -	\$ -	\$ 298,240	\$ -	\$ 298,240
Apple Valley Unified	\$ 493,165	\$ -	\$ 493,165	\$ -	\$ -	\$ -	\$ -
Baker Valley Unified	\$ 4,098	\$ -	\$ -	\$ -	\$ 4,098	\$ -	\$ 4,098
Barstow Unified	\$ 288,289	\$ -	\$ 288,289	\$ -	\$ -	\$ -	\$ -
Bear Valley Unified	\$ 85,755	\$ -	\$ 9,032	\$ -	\$ 76,723	\$ -	\$ 76,723
Excelsior Education Center	\$ 82,536	\$ -	\$ -	\$ -	\$ 82,536	\$ -	\$ 82,536
Excelsior Education Center - Corona Norco	\$ 5,268	\$ -	\$ -	\$ -	\$ 5,268	\$ -	\$ 5,268
Health Sciences High and Middle College	\$ 30,146	\$ -	\$ 30,146	\$ -	\$ -	\$ -	\$ -
Helendale Elementary	\$ 46,243	\$ -	\$ -	\$ -	\$ 46,243	\$ -	\$ 46,243
Hesperia Unified	\$ 865,137	\$ 901	\$ 865,137	\$ 901	\$ 0	\$ -	\$ 0
Lucerne Valley Unified	\$ 34,536	\$ -	\$ 34,536	\$ -	\$ -	\$ -	\$ -
Needles Unified	\$ 46,536	\$ -	\$ -	\$ -	\$ 46,536	\$ -	\$ 46,536
Oro Grande Elementary	\$ 151,315	\$ -	\$ 151,315	\$ -	\$ -	\$ -	\$ -
Silver Valley Unified	\$ 96,292	\$ -	\$ 17,380	\$ -	\$ 78,912	\$ -	\$ 78,912
Snowline Joint Unified	\$ 325,752	\$ -	\$ 325,752	\$ -	\$ -	\$ -	\$ -
Trona Joint Unified	\$ 16,683	\$ -	\$ -	\$ -	\$ 16,683	\$ -	\$ 16,683
Victor Elementary	\$ 396,566	\$ 600	\$ 396,566	\$ 600	\$ -	\$ -	\$ -
Victor Valley Union High	\$ 508,377	\$ 300	\$ 508,376	\$ -	\$ 1	\$ 300	\$ 301
Desert/Mountain SELPA	\$ -	\$ -	\$ -	\$ -	\$ -	\$ -	\$ -
TOTAL	\$ 4,187,612	\$ 1,801	\$ 3,532,371	\$ 1,501	\$ 655,240	\$ 300	\$ 655,540

Desert Mountain SELPA
2021-22 IDEA 611 Local Assistance Entitlements
Resource 3310
Updated 1/30/23

Report 6: January 1, 2023 through June 30, 2023

Report 7: July 1, 2023 through September 30, 2023

LEA	Resource 3310	Resource 3311 Private Parentally Placed	Total Claimed 3310	Total Claimed 3311	Total Unclaimed 3310	Total Unclaimed 3311	Total Unclaimed
County Operated Programs	\$ 2,008,143	\$ -	\$ 2,008,143	\$ -	\$ -	\$ -	\$ -
Academy for Academic Excellence	\$ 177,502	\$ -	\$ 177,502	\$ -	\$ -	\$ -	\$ -
Norton Science and Language Academy	\$ 172,466	\$ -	\$ 172,466	\$ -	\$ -	\$ -	\$ -
Adelanto Elementary	\$ 1,286,366	\$ -	\$ 1,286,366	\$ -	\$ -	\$ -	\$ -
Apple Valley Unified	\$ 2,152,631	\$ -	\$ 2,152,631	\$ -	\$ -	\$ -	\$ -
Baker Valley Unified	\$ 17,624	\$ -	\$ 17,624	\$ -	\$ -	\$ -	\$ -
Barstow Unified	\$ 1,241,422	\$ -	\$ 1,241,422	\$ -	\$ -	\$ -	\$ -
Bear Valley Unified	\$ 372,422	\$ -	\$ 372,422	\$ -	\$ -	\$ -	\$ -
Excelsior Charter School	\$ 355,003	\$ -	\$ 355,003	\$ -	\$ -	\$ -	\$ -
Excelsior Charter School - Corona Norco	\$ 22,660	\$ -	\$ 22,660	\$ -	\$ -	\$ -	\$ -
Health Sciences High and Middle College	\$ 129,664	\$ -	\$ 129,664	\$ -	\$ -	\$ -	\$ -
Helendale Elementary	\$ 200,331	\$ -	\$ 200,331	\$ -	\$ -	\$ -	\$ -
Hesperia Unified	\$ 3,794,536	\$ 4,040	\$ 3,794,536	\$ 4,040	\$ -	\$ -	\$ -
Lucerne Valley Unified	\$ 149,976	\$ -	\$ 149,976	\$ -	\$ -	\$ -	\$ -
Needles Unified	\$ 200,161	\$ -	\$ 200,161	\$ -	\$ -	\$ -	\$ -
Oro Grande Elementary	\$ 650,839	\$ -	\$ 650,839	\$ -	\$ -	\$ -	\$ -
Silver Valley Unified	\$ 424,168	\$ -	\$ 424,168	\$ -	\$ -	\$ -	\$ -
Snowline Joint Unified	\$ 1,403,273	\$ -	\$ 1,403,273	\$ -	\$ -	\$ -	\$ -
Trona Joint Unified	\$ 72,470	\$ -	\$ 48,476	\$ -	\$ 23,994	\$ -	\$ 23,994
Victor Elementary	\$ 1,766,308	\$ 2,693	\$ 1,766,308	\$ 2,693	\$ -	\$ -	\$ -
Victor Valley Union High	\$ 2,186,581	\$ 1,347	\$ 2,186,581	\$ -	\$ -	\$ 1,347	\$ 1,347
Desert/Mountain SELPA	\$ -	\$ -	\$ -	\$ -	\$ -	\$ -	\$ -
TOTAL	\$ 18,784,546	\$ 8,080	\$ 18,760,552	\$ 6,733	\$ 23,994	\$ 1,347	\$ 25,340

Desert Mountain SELPA
 2021-22 American Rescue Plan Federal Preschool Programs (Supplemental)
 Resource 3308
 Updated 1/30/23

Report 6: January 1, 2023 through June 30, 2023

Report 7: July 1, 2023 through September 30, 2023

LEA	Resource 3308	Total Claimed 3308	Total Unclaimed 3308
County Operated Programs (0495)	\$ 169,896	\$ 169,896	\$ -
Adelanto Elementary	\$ 3,554	\$ -	\$ 3,554
Apple Valley Unified	\$ 31,278	\$ 31,278	\$ -
Baker Valley Unified	\$ -	\$ -	\$ -
Barstow Unified	\$ 1,422	\$ -	\$ 1,422
Bear Valley Unified	\$ 3,554	\$ -	\$ 3,554
Helendale Elementary	\$ 1,422	\$ -	\$ 1,422
Hesperia Unified	\$ 73,219	\$ 73,219	\$ -
Lucerne Valley Unified	\$ 1,422	\$ 1,422	\$ -
Needles Unified	\$ -	\$ -	\$ -
Oro Grande Elementary	\$ -	\$ -	\$ -
Silver Valley Unified	\$ 9,952	\$ 6,856	\$ 3,096
Snowline Joint Unified	\$ 2,133	\$ 2,133	\$ -
Trona Joint Unified	\$ 711	\$ -	\$ 711
Victor Elementary	\$ 60,423	\$ 60,423	\$ -
Victor Valley Union High	\$ -	\$ -	\$ -
Desert/Mountain SELPA (0494)	\$ -	\$ -	\$ -
TOTAL	\$ 358,986	\$ 345,227	\$ 13,759

Desert Mountain SELPA
 2021-22 IDEA 619 Federal Preschool Grant
 Resource 3315
 Updated 1/30/23

Report 6: January 1, 2023 through June 30, 2023

Report 7: July 1, 2023 through September 30, 2023

LEA	Resource 3315	Total Claimed 3315	Total Unclaimed 3315
County Operated Programs (0495)	\$ 159,271	\$ 159,271	\$ -
Adelanto Elementary	\$ 3,332	\$ -	\$ 3,332
Apple Valley Unified	\$ 29,322	\$ 29,322	\$ -
Baker Valley Unified	\$ -	\$ -	\$ -
Barstow Unified	\$ 1,333	\$ -	\$ 1,333
Bear Valley Unified	\$ 3,332	\$ 3,332	\$ -
Helendale Elementary	\$ 1,333	\$ -	\$ 1,333
Hesperia Unified	\$ 68,639	\$ 68,639	\$ -
Lucerne Valley Unified	\$ 1,333	\$ 1,333	\$ -
Needles Unified	\$ -	\$ -	\$ -
Oro Grande Elementary	\$ -	\$ -	\$ -
Silver Valley Unified	\$ 9,330	\$ -	\$ 9,330
Snowline Joint Unified	\$ 1,999	\$ 1,999	\$ -
Trona Joint Unified	\$ 666	\$ -	\$ 666
Victor Elementary	\$ 56,644	\$ 56,644	\$ -
Victor Valley Union High	\$ -	\$ -	\$ -
Desert/Mountain SELPA (0494)	\$ 19,586	\$ 19,586	\$ -
TOTAL	\$ 356,120	\$ 340,126	\$ 15,994

Desert Mountain SELPA
Learning Recovery Support (Resource 6537) Claim Summary
March 6, 2023

Total Apportionment	8,176,491
Desert/Mountain SELPA Allocation (20%)	1,635,298
LEA Allocation	6,541,193

Funds must be encumbered no later than June 30, 2023 and expended by September 30, 2023.

A	B	C	D	E	F
LEA	Allocation	Actuals Claimed	Balance	FAR Actuals as of 3/6/23	Actuals Unclaimed
Academy for Academic Excellence	63,117	-	63,117.00	-	-
Adelanto Elementary	598,653	-	598,653.00	328,070.18	328,070.18
Apple Valley Unified	810,477	-	810,477.00	-	-
Baker Valley Unified	7,651	-	7,651.00	109.99	109.99
Barstow Unified	488,199	-	488,199.00	-	-
Bear Valley Unified	156,357	-	156,357.00	10,884.24	10,884.24
Excelsior Charter	112,845	-	112,845.00	-	-
Excelsior Charter School Corona-Norco	2,869	-	2,869.00	-	-
Health Sciences High and Middle College	46,859	-	46,859.00	-	-
Helendale Elementary	77,461	-	77,461.00	-	-
Hesperia Unified	1,441,644	77,583.12	1,364,060.88	322,296.60	244,713.48
Lucerne Valley Unified	74,114	-	74,114.00	-	-
Needles Unified	97,066	-	97,066.00	-	-
Norton Science and Language Academy	44,947	-	44,947.00	-	-
Oro Grande	167,833	-	167,833.00	-	-
Silver Valley Unified	186,960	-	186,960.00	186,960.00	186,960.00
Snowline Joint Unified	551,794	-	551,794.00	209,269.59	209,269.59
Trona Joint Unified	33,949	-	33,949.00	985.50	985.50
Victor Elementary	849,686	-	849,686.00	-	-
Victor Valley Union High	728,712	60,041.77	668,670.23	60,041.77	-
DM SELPA	1,635,298	422,748.22	1,212,549.78	422,748.22	-
Total	8,176,491	560,373.11	7,616,117.89	1,541,366.09	980,992.98
		6.85%		18.85%	

Desert Mountain SELPA
 Dispute Prevention Dispute Resolution (Resource 6536) Claim Summary
 March 6, 2023

Total Apportionment 1,816,998
 Desert/Mountain SELPA Allocati 363,400
 LEA Allocation 1,453,598

Funds must be encumbered no later than June 30, 2023 and expended by September 30, 2023.

A	B	C	D	E	F
LEA	Allocation	Amount Claimed	Balance	FAR Actuals as of 3/6/23	Actuals Unclaimed
Academy for Academic Excellence	14,026	-	14,026.00	-	-
Adelanto Elementary	133,034	-	133,034.00	88.75	88.75
Apple Valley Unified	180,106	-	180,106.00	43,836.48	43,836.48
Baker Valley Unified	1,700	-	1,700.00	-	-
Barstow Unified	108,489	-	108,489.00	39,351.73	39,351.73
Bear Valley Unified	34,746	-	34,746.00	-	-
Excelsior Charter	25,077	-	25,077.00	-	-
Excelsior Charter School Corona	638	-	638.00	-	-
Health Sciences High and Middle	10,413	-	10,413.00	-	-
Helendale Elementary	17,214	-	17,214.00	-	-
Hesperia Unified	320,364	25,920.00	294,444.00	25,920.00	-
Lucerne Valley Unified	16,470	-	16,470.00	-	-
Needles Unified	21,570	-	21,570.00	-	-
Norton Science and Language Arts	9,988	-	9,988.00	-	-
Oro Grande	37,296	-	37,296.00	-	-
Silver Valley Unified	41,547	-	41,547.00	-	-
Snowline Joint Unified	122,621	13,729.75	108,891.25	64,506.73	50,776.98
Trona Joint Unified	7,544	-	7,544.00	-	-
Victor Elementary	188,819	-	188,819.00	-	-
Victor Valley Union High	161,936	-	161,936.00	7,590.00	7,590.00
DM SELPA	363,400	30,684.94	353,072.88	30,684.94	-
Total	1,816,998	70,334.69	1,767,021.13	211,978.63	141,643.94
		3.87%		11.67%	

Desert Mountain SELPA
2020-21 AB602 Certified Funding

Local Education Agency	Annual R1 6/17/2022		Annual R2 2/17/2023		Annual R2 Less Annual R1	
	ADA Certified	Resource 6500	ADA Certified	Resource 6500	ADA Certified	Resource 6500
1 County Operated Programs	83.89	41,170,949	83.89	41,170,949	-	-
2 Academy for Academic Excellence	1,393.60	867,797	1,393.60	867,797	-	-
3 Norton Science and Language Academy	789.20	417,883	789.20	417,883	-	-
4 Adelanto Elementary	7,734.03	(1,191,210)	7,734.03	(1,191,210)	-	-
5 Apple Valley Unified	12,610.07	523,103	12,610.07	523,103	-	-
6 Baker Valley Unified	120.65	79,949	120.65	79,949	-	-
7 Barstow Unified	6,043.54	(810,460)	6,043.54	(810,460)	-	-
8 Bear Valley Unified	2,222.54	270,579	2,222.54	270,579	-	-
9 Excelsior Education Center	1,892.32	1,098,421	1,892.32	1,098,421	-	-
10 Excelsior Charter School Corona-Norco	94.67	60,155	94.67	60,155	-	-
11 Health Sciences High and Middle College	578.00	308,392	578.00	308,392	-	-
12 Helendale Elementary	1,080.81	56,330	1,080.81	56,330	-	-
13 Hesperia Unified	21,014.11	4,373,906	21,014.11	4,373,906	-	-
14 Lucerne Valley Unified	877.50	239,947	877.50	239,947	-	-
15 Needles Unified	1,069.67	314,534	1,069.67	314,534	-	-
16 Oro Grande Elementary	4,721.14	2,998,489	4,721.14	2,998,489	-	-
17 Silver Valley Unified	2,039.44	1,214,614	2,039.44	1,214,614	-	-
18 Snowline Joint Unified	7,169.81	(581,090)	7,169.81	(581,090)	-	-
19 Trona Joint Unified	268.78	166,676	268.78	166,676	-	-
20 Victor Elementary	12,341.95	(1,947,873)	12,341.95	(1,947,873)	-	-
21 Victor Valley Union High	11,342.62	(794,675)	11,342.62	(794,675)	-	-
22 SELPA Low Incidence Entitlement (0296)	-	2,248,168	-	2,248,168	-	-
23 SELPA Related Services (0297)	-	7,131,773	-	7,131,773	-	-
24 Intensive Therapeutic Services	-	1,180,891	-	1,180,891	-	-
25 SELPA PS/RS (0293)	-	2,523,167	-	2,523,167	-	-
26 SELPA Out-of-Home (298B)	-	2,738,386	-	2,738,386	-	-
27 SELPA X-Pot (0292)	-	-	-	-	-	-
28 SELPA Revenue Pool (029C)	-	184,753	-	184,753	-	-
29 SELPA Residential & Residential MHS	-	-	-	-	-	-
30 DMCC MHS	-	-	-	-	-	-
31 Total	95,488.34	64,843,554	95,488.34	64,843,554	-	-

Desert/Mountain SELPA
Schedule A - Special Education Revenue At-A-Glance
2020-21 Annual R-2 Certified 2/17/2023

	A	B	Adjustments						I
			C	D	E	F	G	H	
	ADA Schedule C	AB602 & Federal Local Assistance Apportionment 6500 & 3310 Per ADA	Purchased Services Schedule D	Small District Shortfall / Protection Schedule E	AB602 Out-of-Home Funding for 100% LCI Schedule F	DM SELPA Charter NPS/NPA Schedule F	DM SELPA Charter NPS/NPA Indemnity Offset Schedule F	DM SELPA Charter X-Pot Contribution Schedule G	Adjusted Apportionment
1 Local Education Agency		\$ 793,884,636							
2 County Operated Programs	83.89	70,392	47,903,583	-	-	-	-	-	47,973,975
3 Academy for Academic Excellence	1,393.60	1,169,367	(83,533)	-	-	-	-	(33,957)	1,051,877
4 Norton Science and Language Academy	789.20	662,216	(84,142)	-	-	-	-	(24,948)	553,126
5 Adelanto Elementary	7,734.03	6,489,612	(6,064,414)	(266,302)	-	-	-	-	158,895
6 Apple Valley Unified	12,610.07	10,581,089	(7,900,138)	(434,197)	267,679	-	-	-	2,514,433
7 Baker Valley Unified	120.65	101,237	-	-	-	-	-	-	101,237
8 Barstow Unified	6,043.54	5,071,124	(4,451,042)	(208,095)	-	-	-	-	411,988
9 Bear Valley Unified	2,222.54	1,864,930	(1,232,500)	-	-	-	-	-	632,430
10 Excelsior Education Center	1,892.32	1,587,843	(94,877)	-	-	-	-	(61,446)	1,431,520
11 Excelsior Charter School Corona-Norco	94.67	79,437	-	-	-	-	-	(3,003)	76,434
12 Health Sciences High and Middle College	578.00	484,999	-	-	-	(70,147)	30,000	(21,252)	423,599
13 Helendale Elementary	1,080.81	906,906	(909,035)	222,504	-	-	-	-	220,374
14 Hesperia Unified	21,014.11	17,632,905	(8,782,752)	(723,569)	-	-	-	-	8,126,584
15 Lucerne Valley Unified	877.50	736,309	(1,352,485)	1,004,490	-	-	-	-	388,314
16 Needles Unified	1,069.67	897,558	(1,675,238)	1,229,961	-	-	-	-	452,281
17 Oro Grande Elementary	4,721.14	3,961,501	(253,217)	(162,561)	-	-	-	-	3,545,723
18 Silver Valley Unified	2,039.44	1,711,291	(33,043)	-	-	-	-	-	1,678,248
19 Snowline Joint Unified	7,169.81	6,016,176	(4,998,862)	(246,875)	-	-	-	-	770,439
20 Trona Joint Unified	268.78	225,533	(400,164)	400,164	-	-	-	-	225,533
21 Victor Elementary	12,341.95	10,356,110	(10,005,251)	(424,965)	-	-	-	-	(74,106)
22 Victor Valley Union High	11,342.62	9,517,574	(7,895,552)	(390,555)	-	-	-	-	1,231,466
23 SELPA Low Incidence Entitlement (0296)	-	2,248,168	-	-	-	-	-	-	2,248,168
24 SELPA Related Services (0297)	-	-	7,131,771	-	-	-	-	-	7,131,771
25 Intensive Therapeutic Services (029P)	-	-	1,180,891	-	-	-	-	-	1,180,891
26 SELPA PS/RS (0293)	-	2,523,166	-	-	-	-	-	-	2,523,166
27 SELPA Out-of-Home (298B)	-	3,006,065	-	-	(267,679)	-	-	-	2,738,386
28 SELPA X-Pot (0292)	-	-	-	-	-	-	-	-	-
29 SELPA Revenue Pool (029C)	-	-	-	-	-	70,147	(30,000)	144,606	184,753
30 SELPA Residential & Mental Health/Care Sol	-	-	-	-	-	-	-	-	-
31 DMCC MHS (483F)	-	-	-	-	-	-	-	-	-
32 Total	95,488.34	87,901,508	-	(0)	-	-	-	-	87,901,508

Desert/Mountain SELPA
Schedule A - Special Education Revenue At-A-Glance
2020-21 Annual R-2 Certified 2/17/2023

	Revenue Distribution				Expenses			
	J	K	L	M	N	O	P	Q
	County Property Tax Resource 6500	Local Assistance Entitlement Resource 3310	AB602 Apportionment Resource 6500	Adjusted Apportionment	* Estimated District Funded NPS/NPA Object 5110 Schedule F	* District NPS/NPA Indemnity Object 8699 Schedule F	* District X-Pot Contribution Object 5810 Schedule G	Total District Expense
1 Local Education Agency								
2 County Operated Programs	5,154,475	1,648,551	41,170,949	47,973,975	-	-	324,324	324,324
3 Academy for Academic Excellence	-	184,081	867,797	1,051,877	-	-	-	-
4 Norton Science and Language Academy	-	135,243	417,883	553,126	-	-	-	-
5 Adelanto Elementary	-	1,350,105	(1,191,210)	158,895	397,673	(30,000)	242,319	609,992
6 Apple Valley Unified	-	1,991,330	523,103	2,514,433	2,927,336	(30,000)	366,366	3,263,702
7 Baker Valley Unified	-	21,288	79,949	101,237	16,557	(16,557)	3,927	3,927
8 Barstow Unified	-	1,222,448	(810,460)	411,988	2,435,337	(30,000)	221,067	2,626,404
9 Bear Valley Unified	-	361,850	270,579	632,430	5,468	(5,468)	66,528	66,528
10 Excelsior Education Center	-	333,099	1,098,421	1,431,520	-	-	-	-
11 Excelsior Charter School Corona-Norco	-	16,279	60,155	76,434	-	-	-	-
12 Health Sciences High and Middle College	-	115,207	308,392	423,599	-	-	-	-
13 Helendale Elementary	-	164,045	56,330	220,374	54,737	(30,000)	30,261	54,998
14 Hesperia Unified	-	3,752,677	4,373,906	8,126,584	2,304,780	(30,000)	683,529	2,958,309
15 Lucerne Valley Unified	-	148,367	239,947	388,314	351,899	(30,000)	27,258	349,157
16 Needles Unified	-	137,748	314,534	452,281	-	-	25,410	25,410
17 Oro Grande Elementary	-	547,234	2,998,489	3,545,723	72,936	(30,000)	100,947	143,883
18 Silver Valley Unified	-	463,634	1,214,614	1,678,248	3,736	(3,736)	84,777	84,777
19 Snowline Joint Unified	-	1,351,528	(581,090)	770,439	553,145	(30,000)	248,787	771,932
20 Trona Joint Unified	-	58,857	166,676	225,533	85,016	(30,000)	10,857	65,873
21 Victor Elementary	-	1,873,767	(1,947,873)	(74,106)	582,845	(30,000)	342,573	895,418
22 Victor Valley Union High	-	2,026,141	(794,675)	1,231,466	1,429,837	(30,000)	373,758	1,773,595
23 SELPA Low Incidence Entitlement (0296)	-	-	2,248,168	2,248,168	-	-	-	-
24 SELPA Related Services (0297)	-	-	7,131,773	7,131,773	-	-	-	-
25 Intensive Therapeutic Services (029P)	-	-	1,180,891	1,180,891	-	-	-	-
26 SELPA PS/RS (0293)	-	-	2,523,167	2,523,167	-	-	-	-
27 SELPA Out-of-Home (298B)	-	-	2,738,386	2,738,386	-	-	-	-
28 SELPA X-Pot (0292)	-	-	-	-	-	-	-	-
29 SELPA Revenue Pool (029C)	-	-	184,753	184,753	-	-	-	-
30 SELPA Residential & Mental Health/Care Sola	-	-	-	-	-	-	-	-
31 DMCC MHS (483F)	-	-	-	-	-	-	-	-
32 Total	5,154,475	17,903,479	64,843,554	87,901,508	11,221,300	(355,761)	3,152,688	14,018,229



SELPA Special Education Funding Exhibit

SELPA: 36-RR00 San Bernardino COE :
 Desert/Mountain
 District: San Bernardino Co. Office of Education

Period: 2020-21 Annual R2
 CDS Code: 36 10363

ADA [EC 56836.144] and COLA [EC 56836.14]

Current Year SELPA Total ADA	A-1	<u>95,488.34</u>
Prior Year SELPA Total ADA	A-2	<u>100,926.64</u>
Second Prior Year SELPA Total ADA	A-3	<u>99,057.75</u>
SELPA Funded ADA (Greater of A-1, A-2, or A-3)	A-4	<u>100,926.64</u>
2019-20 SELPA Funded ADA	A-5	<u>100,926.64</u>
Cost-of-Living Adjustment (COLA) Factor	A-6	<u>1.0000</u>

BASE RATE [EC 56836.146] and BASE GRANT FUNDING [EC 56836.148]

Prior Year SELPA Base Rate	B-1 \$	<u>557,2716061212</u>
Minimum SELPA Base Rate	B-2 \$	<u>625.00</u>
SELPA Base Rate (Greater of B-1 or B-2)	B-3 \$	<u>625.0000000000</u>
Base Grant Entitlement (A-4 * B-3)	B-4 \$	<u>63,079,150.00</u>
Base Proration Factor	B-5	<u>1.0000000000</u>
Adjusted Base Grant Entitlement (B-4 * B-5)	B-6 \$	<u>63,079,150.00</u>

GENERAL FUNDING [EC 56836.15]

Local Special Education Property Taxes [EC 2572]	C-1 \$	<u>5,154,475.00</u>
Applicable Excess ERAF	C-2 \$	<u>0.00</u>
Total Deductions (C-1 + C-2)	C-3 \$	<u>5,154,475.00</u>
Net Funding Entitlement (B-6 - C-3)	C-4 \$	<u>57,924,675.00</u>

PROGRAM SPECIALISTS/REGIONALIZED SERVICES (PS/RS) [EC 56836.24 & EC 56836.31]

2019-20 Statewide Average PS/RS Rate	D-1 \$	<u>16.4936216146</u>
--------------------------------------	--------	----------------------

Current Year Statewide Average PS/RS Rate (D-1 * A-6)	D-2 \$	<u>16.4936216146</u>
Necessary Small SELPA (NSS) PS/RS Apportionment		
NSS ADA Threshold	D-3	<u>0.00</u>
Qualifying NSS ADA Adjustment (If D-3 > A-5 , then D-3 - A-5; else 0)	D-4	<u>0.00</u>
NSS PS/RS Entitlement (D-2 * D-4)	D-5 \$	<u>0.00</u>
NSS PS/RS Proration Factor	D-6	<u>1.0000000000</u>
NSS PS/RS Apportionment (D-5 * D-6)	D-7 \$	<u>0.00</u>
PS/RS Apportionment		
PS/RS Entitlement (A-5 * D-2)	D-8 \$	<u>1,664,645.81</u>
PS/RS Proration Factor	D-9	<u>1.0000000000</u>
PS/RS Apportionment (D-8 * D-9)	D-10 \$	<u>1,664,645.81</u>
Total PS/RS Apportionment (D-7 + D-10)	D-11 \$	<u>1,664,645.81</u>
LOW INCIDENCE [EC 56836.22]		
CALPADS Fall 1 Prior Year Low Incidence Pupil Counts	E-1	<u>737</u>
Low Incidence Rate	E-2 \$	<u>3,050.4314230522</u>
Low Incidence Apportionment (E-1 * E-2)	E-3 \$	<u>2,248,167.96</u>
OUT-OF-HOME CARE [EC 56836.165]		
Out-of-Home Care Apportionment	F-1 \$	<u>3,006,065</u>
EXTRAORDINARY COST POOL FOR NONPUBLIC NONSECTARIAN SCHOOLS (NPS) / LICENSED CHILDRENS INSTITUTIONS (LCI) & NSS MENTAL HEALTH SERVICES [EC 56836.21]		
NPS/LCI Extraordinary Cost Pool Apportionment	G-1 \$	<u>0</u>
NSS Mental Health Services Extraordinary Cost Pool Apportionment	G-2 \$	<u>0</u>
Total Extraordinary Cost Pool Apportionment (G-1 + G-2)	G-3 \$	<u>0</u>
ADJUSTMENT FOR NSS WITH DECLINING ENROLLMENT [EC 56214]		
2019-20 Adjustment for NSS with Declining ADA Only	H-1 \$	<u>0.00</u>
Total 2019-20 Statewide Adjustment for NSS	H-2 \$	<u>0.00</u>
Percentage of 2019-20 Adjustment for NSS (If H-1 = 0, then 0, else H-1 / H-2)	H-3	<u>0.00</u>
Current Year Appropriation Increase	H-4 \$	<u>0</u>
Proportionate Share (H-3 * H-4)	H-5 \$	<u>0.00</u>

Total Adjustment for NSS with Declining Enrollment (H-1 + H-5) H-6 \$ 0.00

APPORTIONMENT SUMMARY

Net Funding Entitlement (C-4) I-1 \$ 57,924,675.00

Program Specialists/Regionalized Services (D-11) I-2 \$ 1,664,645.81

Low Incidence (E-3) I-3 \$ 2,248,167.96

Out-of-Home Care (F-1) I-4 \$ 3,006,065

Extraordinary Cost Pool (G-3, Annual Only) I-5 \$ 0

Adjustment for NSS with Declining Enrollment (H-6) I-6 \$ 0.00

Total Apportionment (Sum of I-1 through I-6) I-7 \$ 64,843,554

[Export to Excel](#)

Questions: [Principal Apportionment Section](#) | pase@cde.ca.gov | 916-324-4541

Web Policy

Desert Mountain SELPA
2021-22 AB602 Certified Funding

Local Education Agency	P2 6/17/2022		Annual 2/17/2023		Annual Less Annual P2	
	ADA Certified	Resource 6500	ADA Certified	Resource 6500	ADA Certified	Resource 6500
1 County Operated Programs	67.55	40,974,257	74.35	40,840,334	6.80	(133,923)
2 Academy for Academic Excellence	1,321.07	996,442	1,321.07	997,222	-	780
3 Norton Science and Language Academy	965.35	648,487	965.35	649,056	-	569
4 Adelanto Elementary	6,792.50	(713,987)	6,784.27	(717,746)	(8.23)	(3,759)
5 Apple Valley Unified	11,436.12	(733,828)	11,423.43	(739,030)	(12.69)	(5,202)
6 Baker Valley Unified	122.40	116,238	122.40	116,310	-	72
7 Barstow Unified	5,187.07	(1,373,192)	5,188.01	(1,369,080)	0.94	4,112
8 Bear Valley Unified	1,940.66	211,278	1,931.54	203,313	(9.12)	(7,965)
9 Excelsior Education Center	2,012.49	1,461,856	2,012.49	1,463,044	-	1,188
10 Excelsior Charter School Corona-Norco	115.38	88,202	115.38	88,270	-	68
11 Health Sciences High and Middle College	537.91	360,069	537.91	360,387	-	318
12 Helendale Elementary	1,083.52	181,297	1,084.27	181,297	0.75	-
13 Hesperia Unified	19,814.32	4,611,147	19,808.08	4,617,355	(6.24)	6,208
14 Lucerne Valley Unified	875.48	238,338	877.02	238,338	1.54	-
15 Needles Unified	904.83	252,120	904.93	252,120	0.10	-
16 Oro Grande Elementary	5,121.46	4,051,033	5,120.23	4,053,008	(1.23)	1,975
17 Silver Valley Unified	1,781.62	1,238,212	1,789.31	1,246,945	7.69	8,733
18 Snowline Joint Unified	7,057.81	(632,302)	7,060.92	(624,936)	3.11	7,366
19 Trona Joint Unified	209.83	136,999	209.19	136,484	(0.64)	(515)
20 Victor Elementary	11,229.75	(2,139,292)	11,190.10	(2,170,680)	(39.65)	(31,388)
21 Victor Valley Union High	10,965.12	(246,837)	10,969.09	(236,227)	3.97	10,610
22 SELPA Low Incidence Entitlement (0296)	-	2,304,093	-	2,304,093	-	-
23 SELPA Related Services (0297)	-	7,975,859	-	7,977,261	-	1,402
24 Intensive Therapeutic Services (029P)	-	1,236,227	-	1,236,227	-	-
25 SELPA PS/RS (0293)	-	2,886,502	-	2,886,499	-	(3)
26 SELPA Out-of-Home (298B)	-	2,873,603	-	5,745,077	-	2,871,474
27 SELPA X-Pot (0292)	-	-	-	-	-	-
28 SELPA Revenue Pool (029C)	-	185,973	-	185,973	-	-
29 SELPA Residential & Residential MHS	-	-	-	-	-	-
30 DMCC MHS (483F)	-	6,871,780	-	6,871,780	-	-
31 Total	89,542.24	74,060,574	89,489.34	76,792,694	(52.90)	2,732,120

Desert/Mountain SELPA
Schedule A - Special Education Revenue At-A-Glance
2021-22 SPED Revenue Distribution
Annual Certified 2/17/2023

	A	B	Adjustments							J
			C	D	E	F	G	H	I	
	ADA Schedule C	AB602 & Federal Local Assistance Apportionment 6500 & 3310 Per ADA	Purchased Services Schedule D	Preschool Assessments Schedule D	Small District Shortfall / Protection Schedule E	AB602 Out-of-Home Funding for 100% LCI Schedule F	DM SELPA Charter NPS/NPA Schedule F	DM SELPA Charter NPS/NPA Indemnity Offset Schedule F	DM SELPA Charter X-Pot Contribution Schedule G	Adjusted Apportionment
1 Local Education Agency		\$ 998,871,067								
2 County Operated Programs	74.35	74,266	47,330,931	315,808	-	-	-	-	-	47,721,005
3 Academy for Academic Excellence	1,321.07	1,319,579	(111,015)	-	-	-	-	-	(33,840)	1,174,724
4 Norton Science and Language Academy	965.35	964,260	(109,858)	-	-	-	-	-	(32,880)	821,522
5 Adelanto Elementary	6,784.27	6,776,611	(5,811,074)	(177,920)	(218,998)	-	-	-	-	568,620
6 Apple Valley Unified	11,423.43	11,410,534	(9,760,644)	-	(368,750)	132,462	-	-	-	1,413,601
7 Baker Valley Unified	122.40	122,262	-	-	11,672	-	-	-	-	133,934
8 Barstow Unified	5,188.01	5,182,153	(5,035,589)	(106,752)	(167,470)	-	-	-	-	(127,658)
9 Bear Valley Unified	1,931.54	1,929,359	(1,353,624)	-	-	-	-	-	-	575,735
10 Excelsior Education Center	2,012.49	2,010,218	(124,491)	-	-	-	-	-	(67,680)	1,818,047
11 Excelsior Charter School Corona-Norco	115.38	115,250	-	-	-	-	-	-	(4,320)	110,930
12 Health Sciences High and Middle College	537.91	537,303	-	-	-	-	(52,532)	30,000	(24,720)	490,051
13 Helendale Elementary	1,084.27	1,083,046	(898,815)	(26,688)	224,085	-	-	-	-	381,628
14 Hesperia Unified	19,808.08	19,785,718	(10,730,379)	-	(639,409)	-	-	-	-	8,415,931
15 Lucerne Valley Unified	877.02	876,030	(1,264,496)	-	776,780	-	-	-	-	388,314
16 Needles Unified	904.93	903,908	(1,623,995)	-	1,172,368	-	-	-	-	452,281
17 Oro Grande Elementary	5,120.23	5,114,450	(245,321)	-	(165,282)	-	-	-	-	4,703,847
18 Silver Valley Unified	1,789.31	1,787,290	(111,729)	(4,448)	-	-	-	-	-	1,671,113
19 Snowline Joint Unified	7,060.92	7,052,949	(6,046,684)	-	(227,928)	-	-	-	-	778,337
20 Trona Joint Unified	209.19	208,954	(318,234)	-	318,234	-	-	-	-	208,954
21 Victor Elementary	11,190.10	11,177,467	(11,217,928)	-	(361,219)	-	-	-	-	(401,679)
22 Victor Valley Union High	10,969.09	10,956,707	(8,650,921)	-	(354,084)	-	-	-	-	1,951,701
23 SELPA Low Incidence Entitlement (0296)	-	2,304,093	-	-	-	-	-	-	-	2,304,093
24 SELPA Related Services (0297)	-	1,402	7,975,859	-	-	-	-	-	-	7,977,261
25 Intensive Therapeutic Services (029P)	-	-	1,236,227	-	-	-	-	-	-	1,236,227
26 SELPA PS/RS (0293)	-	2,886,502	-	-	-	-	-	-	-	2,886,502
27 SELPA Out-of-Home (298B)	-	5,877,539	-	-	(132,462)	-	-	-	-	5,745,077
28 SELPA X-Pot (0292)	-	-	-	-	-	-	-	-	-	-
29 SELPA Revenue Pool (029C)	-	-	-	-	-	-	52,532	(30,000)	163,440	185,972
30 SELPA Residential & Mental Health/Care	-	-	-	-	-	-	-	-	-	-
31 DMCC MHS (483F)	-	-	6,871,780	-	-	-	-	-	-	6,871,780
32 Total	89,489.34	100,457,848	-	-	0	-	-	-	-	100,457,848

Desert/Mountain SELPA
Schedule A - Special Education Revenue At-A-Glance
2021-22 SPED Revenue Distribution
Annual Certified 2/17/2023

	Revenue Distribution				Expenses			
	K	L	M	N	O	P	Q	R
	County Property Tax Resource 6500	Local Assistance Resource 3310	AB602 Apportionment Resource 6500	Adjusted Apportionment	* Estimated District Funded NPS/NPA Object 5110 Schedule F	* District NPS/NPA Indemnity Object 8699 Schedule F	* District X-Pot Contribution Object 5810 Schedule G	Total District Expense
1 Local Education Agency								
2 County Operated Programs	5,284,939	1,595,732	40,840,334	47,721,005	-	-	283,680	283,680
3 Academy for Academic Excellence	-	177,502	997,222	1,174,724	-	-	-	-
4 Norton Science and Language Academy	-	172,466	649,056	821,522	-	-	-	-
5 Adelanto Elementary	-	1,286,366	(717,746)	568,620	800,972	(30,000)	244,560	1,015,532
6 Apple Valley Unified	-	2,152,631	(739,030)	1,413,601	3,922,202	(30,000)	404,400	4,296,602
7 Baker Valley Unified	-	17,624	116,310	133,934	41,672	(30,000)	3,360	15,032
8 Barstow Unified	-	1,241,422	(1,369,080)	(127,658)	4,216,542	(30,000)	236,400	4,422,942
9 Bear Valley Unified	-	372,422	203,313	575,735	2,691	(2,691)	70,320	70,320
10 Excelsior Education Center	-	355,003	1,463,044	1,818,047	-	-	-	-
11 Excelsior Charter School Corona-Norco	-	22,660	88,270	110,930	-	-	-	-
12 Health Sciences High and Middle College	-	129,664	360,387	490,051	-	-	-	-
13 Helendale Elementary	-	200,331	181,297	381,628	4,717	(4,717)	37,920	37,920
14 Hesperia Unified	-	3,798,576	4,617,355	8,415,931	5,049,682	(30,000)	710,160	5,729,842
15 Lucerne Valley Unified	-	149,976	238,338	388,314	182,786	(30,000)	28,320	181,106
16 Needles Unified	-	200,161	252,120	452,281	989	(989)	38,160	38,160
17 Oro Grande Elementary	-	650,839	4,053,008	4,703,847	112,450	(30,000)	124,080	206,530
18 Silver Valley Unified	-	424,168	1,246,945	1,671,113	4,070	(4,070)	78,960	78,960
19 Snowline Joint Unified	-	1,403,273	(624,936)	778,337	812,373	(30,000)	267,120	1,049,493
20 Trona Joint Unified	-	72,470	136,484	208,954	31,339	(30,000)	13,680	15,019
21 Victor Elementary	-	1,769,001	(2,170,680)	(401,679)	742,382	(30,000)	325,680	1,038,062
22 Victor Valley Union High	-	2,187,928	(236,227)	1,951,701	2,064,315	(30,000)	417,120	2,451,435
23 SELPA Low Incidence Entitlement (0296)	-	-	2,304,093	2,304,093	-	-	-	-
24 SELPA Related Services (0297)	-	-	7,977,261	7,977,261	-	-	-	-
25 Intensive Therapeutic Services (029P)	-	-	1,236,227	1,236,227	-	-	-	-
26 SELPA PS/RS (0293)	-	-	2,886,499	2,886,499	-	-	-	-
27 SELPA Out-of-Home (298B)	-	-	5,745,077	5,745,077	-	-	-	-
28 SELPA X-Pot (0292)	-	-	-	-	-	-	-	-
29 SELPA Revenue Pool (029C)	-	-	185,973	185,973	-	-	-	-
30 SELPA Residential & Mental Health/Care	-	-	-	-	-	-	-	-
31 DMCC MHS (483F)	-	-	6,871,780	6,871,780	-	-	-	-
32 Total	5,284,939	18,380,215	76,792,694	100,457,848	17,989,183	(342,467)	3,283,920	20,930,636



SELPA Special Education Funding Exhibit

SELPA: 36-RR00 San Bernardino COE :
 Desert/Mountain
 District: San Bernardino Co. Office of Education

Period: 2021-22 Annual
 CDS Code: 36 10363

ADA [EC 56836.144] and COLA [EC 56836.14]

Current Year SELPA Total ADA	A-1	<u>89,489.34</u>
Prior Year SELPA Total ADA	A-2	<u>95,488.34</u>
Second Prior Year SELPA Total ADA	A-3	<u>100,926.64</u>
SELPA Funded ADA (Greater of A-1, A-2, or A-3)	A-4	<u>100,926.64</u>
2019-20 SELPA Funded ADA	A-5	<u>100,926.64</u>
Cost-of-Living Adjustment (COLA) Factor	A-6	<u>1.0170</u>

BASE RATE [EC 56836.146] and BASE GRANT FUNDING [EC 56836.148]

Prior Year SELPA Base Rate	B-1 \$	<u>570.1445802226</u>
SELPA Base Rate (A-6 * B-1)	B-2 \$	<u>579.8370380864</u>
Minimum SELPA Base Rate	B-3 \$	<u>715.00</u>
Funded SELPA Base Rate (Greater of B-2 or B-3)	B-4 \$	<u>715.0000000000</u>
Base Grant Entitlement (A-4 * B-4)	B-5 \$	<u>72,162,547.60</u>
Base Proration Factor	B-6	<u>1.0000000000</u>
Adjusted Base Grant Entitlement (B-5 * B-6)	B-7 \$	<u>72,162,547.60</u>

GENERAL FUNDING [EC 56836.15]

Local Special Education Property Taxes [EC 2572]	C-1 \$	<u>5,284,939.00</u>
Applicable Excess ERAF	C-2 \$	<u>0.00</u>
Total Deductions (C-1 + C-2)	C-3 \$	<u>5,284,939.00</u>
Net Funding Entitlement (B-7 - C-3)	C-4 \$	<u>66,877,608.60</u>

PROGRAM SPECIALISTS/REGIONALIZED SERVICES (PS/RS) [EC 56836.24 & EC 56836.31]

Prior Year Statewide Average PS/RS Rate D-1 \$ 16.8746242739

Current Year Statewide Average PS/RS Rate (D-1 * A-6) D-2 \$ 17.1614928866

Necessary Small SELPA (NSS) PS/RS Apportionment

NSS ADA Threshold D-3 0.00

Qualifying NSS ADA Adjustment (If D-3 > A-5 , then D-3 - A-5; else 0) D-4 0.00

NSS PS/RS Entitlement (D-2 * D-4) D-5 \$ 0.00

NSS PS/RS Proration Factor D-6 1.0000000000

NSS PS/RS Apportionment (D-5 * D-6) D-7 \$ 0.00

PS/RS Apportionment

PS/RS Entitlement (A-5 * D-2) D-8 \$ 1,732,051.81

PS/RS Proration Factor D-9 1.0000000000

PS/RS Apportionment (D-8 * D-9) D-10 \$ 1,732,051.81

Total PS/RS Apportionment (D-7 + D-10) D-11 \$ 1,732,051.81

LOW INCIDENCE [EC 56836.22]

CALPADS Fall 1 Prior Year Low Incidence Pupil Counts E-1 698

Low Incidence Rate E-2 \$ 3,300.9927555675

Low Incidence Apportionment (E-1 * E-2) E-3 \$ 2,304,092.94

OUT-OF-HOME CARE [EC 56836.168]

Out-of-Home Care Apportionment F-1 \$ 5,877,539

EXTRAORDINARY COST POOL FOR NONPUBLIC NONSECTARIAN SCHOOLS (NPS) / LICENSED CHILDRENS INSTITUTIONS (LCI) & NSS MENTAL HEALTH SERVICES [EC 56836.21]

NPS/LCI Extraordinary Cost Pool Apportionment G-1 \$ 1,402

NSS Mental Health Services Extraordinary Cost Pool Apportionment G-2 \$ 0

Total Extraordinary Cost Pool Apportionment (G-1 + G-2) G-3 \$ 1,402

ADJUSTMENT FOR NSS WITH DECLINING ENROLLMENT [EC 56214]

2019-20 Adjustment for NSS with Declining ADA Only H-1 \$ 0.00

Total 2019-20 Statewide Adjustment for NSS H-2 \$ 0.00

Percentage of 2019-20 Adjustment for NSS (If H-1 = 0, then 0, else H-1 / H-2) H-3 0.00

Current Year Appropriation Increase H-4 \$ 0

Proportionate Share (H-3 * H-4)	H-5 \$	<u>0.00</u>
Total Adjustment for NSS with Declining Enrollment (H-1 + H-5)	H-6 \$	<u>0.00</u>

APPORTIONMENT SUMMARY

Net Funding Entitlement (C-4)	I-1 \$	<u>66,877,608.60</u>
Program Specialists/Regionalized Services (D-11)	I-2 \$	<u>1,732,051.81</u>
Low Incidence (E-3)	I-3 \$	<u>2,304,092.94</u>
Out-of-Home Care (F-1)	I-4 \$	<u>5,877,539</u>
Extraordinary Cost Pool (G-3, Annual Only)	I-5 \$	<u>1,402</u>
Adjustment for NSS with Declining Enrollment (H-6)	I-6 \$	<u>0.00</u>
Total Apportionment (Sum of I-1 through I-6)	I-7 \$	<u>76,792,694</u>

Export to Excel

Questions: [Principal Apportionment Section](#) | pase@cde.ca.gov | 916-324-4541

Web Policy

Desert Mountain SELPA
 Schedule A - Special Education Revenue Distribution Overview
 P-1 Certified 2/17/2023
 Revised 2/25/2023

	A	B	Adjustments							J
			C	D	E	F	G	H	I	
	Funded ADA Schedule A	AB602 & Federal Local Assistance Apportionment 6500 & 3310 Per ADA	Purchased Services Schedule C	Preschool Assessments Schedule C	Small District Shortfall / Protection Schedule D	AB602 Out-of-Home Funding for 100% LCI Schedule E	DM SELPA Charter NPS/NPA Schedule E	DM SELPA Charter NPS/NPA Indemnity Offset Schedule E	DM SELPA Charter X-Pot Contribution Schedule F	Adjusted Apportionment
1 Local Education Agency		\$ 1,008.49								
2 County Operated Programs	106.61	107,515	54,130,874	78,394	-	-	-	-	-	54,316,783
3 Academy for Academic Excellence	1,393.60	1,405,427	(112,786)	-	-	-	-	-	(42,251)	1,250,390
4 Norton Science and Language Academy	1,036.75	1,045,549	(125,260)	-	-	-	-	-	(39,215)	881,074
5 Adelanto Elementary	7,751.20	7,816,983	(6,974,679)	(49,512)	(284,407)	-	-	-	-	508,384
6 Apple Valley Unified	12,602.86	12,709,818	(10,039,712)	-	(462,425)	148,831	-	-	-	2,356,512
7 Baker Valley Unified	122.55	123,590	(4,332)	-	35,000	-	-	-	-	154,258
8 Barstow Unified	6,049.43	6,100,770	(5,745,984)	(24,756)	(221,966)	-	-	-	-	108,064
9 Bear Valley Unified	2,231.01	2,249,944	(1,786,937)	-	-	-	-	-	-	463,007
10 Excelsior Charter School	2,171.25	2,189,677	(109,209)	-	-	-	-	-	(87,032)	1,993,436
11 Excelsior Charter School Corona-Norco	124.32	125,375	-	-	-	-	-	-	(4,807)	120,568
12 Health Sciences High and Middle College	578.00	582,905	-	-	-	-	(55,978)	30,000	(25,553)	531,374
13 Helendale Elementary	1,088.14	1,097,375	(1,310,996)	(4,126)	599,375	-	-	-	-	381,628
14 Hesperia Unified	21,018.40	21,196,779	(11,886,871)	-	(771,208)	-	-	-	-	8,538,700
15 Lucerne Valley Unified	939.82	947,796	(1,150,265)	-	590,783	-	-	-	-	388,314
16 Needles Unified	999.08	1,007,559	(1,953,411)	-	1,398,133	-	-	-	-	452,281
17 Oro Grande Elementary	5,292.86	5,337,779	(256,121)	-	(194,206)	-	-	-	-	4,887,453
18 Silver Valley Unified	2,040.66	2,057,979	(208,488)	-	-	-	-	-	-	1,849,491
19 Snowline Joint Unified	7,364.55	7,427,051	(6,863,003)	-	(270,220)	-	-	-	-	293,828
20 Trona Joint Unified	267.37	269,639	(469,755)	-	453,651	-	-	-	-	253,535
21 Victor Elementary	12,365.51	12,470,453	(13,093,411)	-	(453,716)	-	-	-	-	(1,076,673)
22 Victor Valley Union High	11,413.76	11,510,626	(9,309,571)	-	(418,794)	-	-	-	-	1,782,261
23 SELPA Low Incidence Entitlement (0296)	-	2,395,482	-	-	-	-	-	-	-	2,395,482
24 SELPA Related Services (0297)	-	-	9,200,968	-	-	-	-	-	-	9,200,968
25 Intensive Therapeutic Services (029P)	-	-	1,236,869	-	-	-	-	-	-	1,236,869
26 SELPA PS/RS (0293)	-	3,180,214	-	-	-	-	-	-	-	3,180,214
27 SELPA Out-of-Home (298B)	-	5,984,260	-	-	-	(148,831)	-	-	-	5,835,429
28 SELPA X-Pot (0292)	-	-	-	-	-	-	-	-	-	-
29 SELPA Revenue Pool (029C)	-	-	-	-	-	-	55,978	(30,000)	198,858	224,836
30 SELPA State & Federal Mental Health	-	-	-	-	-	-	-	-	-	-
31 DMCC MHS (483F)	-	-	6,832,080	-	-	-	-	-	-	6,832,080
32 Total	96,957.73	109,340,545	-	-	0	-	-	-	-	109,340,545

Desert Mountain SELPA
Schedule A - Special Education Revenue Distribution Overview
P-1 Certified 2/17/2023
Revised 2/25/2023

	Revenue Distribution			
	K	L	M	N
	County Property Tax Resource 6500	Local Assistance Resource 3310	AB602 Apportionment Resource 6500	Adjusted Apportionment
1 Local Education Agency				
2 County Operated Programs	5,554,839	1,787,955	46,973,989	54,316,783
3 Academy for Academic Excellence	-	214,213	1,036,177	1,250,390
4 Norton Science and Language Academy	-	198,821	682,253	881,074
5 Adelanto Elementary	-	1,326,326	(817,941)	508,384
6 Apple Valley Unified	-	2,320,776	35,736	2,356,512
7 Baker Valley Unified	-	20,523	133,735	154,258
8 Barstow Unified	-	1,290,716	(1,182,652)	108,064
9 Bear Valley Unified	-	357,623	105,385	463,007
10 Excelsior Charter School	-	441,253	1,552,183	1,993,436
11 Excelsior Charter School Corona-Norco	-	24,372	96,197	120,568
12 Health Sciences High and Middle College	-	129,554	401,820	531,374
13 Helendale Elementary	-	178,297	203,330	381,628
14 Hesperia Unified	-	3,945,008	4,593,692	8,538,700
15 Lucerne Valley Unified	-	178,043	210,271	388,314
16 Needles Unified	-	209,082	243,199	452,281
17 Oro Grande Elementary	-	817,088	4,070,364	4,887,453
18 Silver Valley Unified	-	425,128	1,424,362	1,849,491
19 Snowline Joint Unified	-	1,481,280	(1,187,452)	293,828
20 Trona Joint Unified	-	74,397	179,138	253,535
21 Victor Elementary	-	1,914,493	(2,991,166)	(1,076,673)
22 Victor Valley Union High	-	2,274,842	(492,581)	1,782,261
23 SELPA Low Incidence Entitlement (0296)	-	-	2,395,482	2,395,482
24 SELPA Related Services (0297)	-	-	9,200,968	9,200,968
25 Intensive Therapeutic Services (029P)	-	-	1,236,869	1,236,869
26 SELPA PS/RS (0293)	-	-	3,180,213	3,180,213
27 SELPA Out-of-Home (298B)	-	-	5,835,429	5,835,429
28 SELPA X-Pot (0292)	-	-	-	-
29 SELPA Revenue Pool (029C)	-	-	224,836	224,836
30 SELPA State & Federal Mental Health	-	-	-	-
31 DMCC MHS (483F)	-	-	6,832,080	6,832,080
32 Total	5,554,839	19,609,790	84,175,916	109,340,545

Desert Mountain SELPA
Schedule B - Funding Exhibit and Funding by LEA
2022-23 P-1 Certified 2/17/2023

COLA [EC 56836.14]		
Cost-of-Living Adjustment (COLA) Factor	A-1	1.0656
BASE GRANT FUNDING [EC 56836.148]		
Total Base Grant Entitlement	B-1	79,505,338.60
Base Proration Factor	B-2	1.00
Total Adjusted Base Grant Entitlement (B-1 * B-2)	B-3	79,505,338.60
GENERAL FUNDING [EC 56836.15]		
Local Special Education Property Taxes [EC 2572]	C-1	5,554,839.00
Applicable Excess ERAF	C-2	-
Total Deductions (C-1 + C-2)	C-3	5,554,839.00
Net Funding Entitlement (B-3 - C-3)	C-4	73,950,499.60
PROGRAM SPECIALISTS/REGIONALIZED SERVICES (PS/RS) [EC 56836.24 & EC 56836.31]		
2019-20 SELPA Funded ADA	D-1	100,926.64
Prior Year Statewide PS/RS Rate	D-2	17.1614929
Current Year Statewide PS/RS Rate (D-2 * A-1)	D-3	18.2872868
Apportionment		
NSS ADA Threshold	D-4	-
Qualifying NSS ADA Adjustment (If D-4 > D-1, then D-4 - D-1; else 0)	D-5	-
NSS PS/RS Entitlement (D-3 * D-5)	D-6	-
NSS PS/RS Proration Factor	D-7	1.00
NSS PS/RS Apportionment (D-6 * D-7)	D-8	-
PS/RS Apportionment		
PS/RS Entitlement (D-1 * D-3)	D-9	1,845,674.41
PS/RS Proration Factor	D-10	1.00
PS/RS Apportionment (D-9 * D-10)	D-11	1,845,674.41
Total PS/RS Apportionment (D-8 + D-11)	D-12	1,845,674.41
LOW INCIDENCE [EC 56836.22]		
CALPADS Fall 1 Prior Year Low Incidence Pupil Counts	E-1	703
Low Incidence Rate	E-2	3,407.513186000
Low Incidence Apportionment (E-1 * E-2)	E-3	2,395,481.77
OUT-OF-HOME CARE [EC 56836.168]		
Out-of-Home Care Apportionment	F-1	5,984,260.00
EXTRAORDINARY COST POOL FOR NONPUBLIC NONSECTARIAN SCHOOLS (NPS) / LICENSED CHILDRENS INSTITUTIONS (LCI) & NSS MENTAL HEALTH SERVICES [EC 56836.21]		
NPS/LCI Extraordinary Cost Pool Apportionment	G-1	-
NSS Mental Health Services Extraordinary Cost Pool Apportionment	G-2	-
Total Extraordinary Cost Pool Apportionment (G-1 + G-2)	G-3	-
ADJUSTMENT FOR NSS WITH DECLINING ENROLLMENT [EC 56214]		
2019-20 Adjustment for NSS with Declining ADA Only	H-1	-
Total 2019-20 Statewide Adjustment for NSS	H-2	-
Percentage of 2019-20 Adjustment for NSS (If H-1 = 0, then 0, else H-1 / H-2)	H-3	-
Current Year Appropriation Increase	H-4	-
Proportionate Share (H-3 * H-4)	H-5	-
Total Adjustment for NSS with Declining Enrollment (H-1 + H-5)	H-6	-

LEA	Funded ADA	Base Rate Per ADA
County Operated Programs	106.61	\$ 87,420.20
Academy for Academic Excellence	1,393.60	1,142,752.00
Norton Science and Language Academy	1,036.75	850,135.00
Adelanto Elementary	7,751.20	6,355,984.00
Apple Valley Unified	12,602.86	10,334,345.20
Baker Valley Unified	122.55	100,491.00
Barstow Unified	6,049.43	4,960,532.60
Bear Valley Unified	2,231.01	1,829,428.20
Excelsior Charter School	2,171.25	1,780,425.00
Excelsior Charter School Corona-Norco	124.32	101,942.40
Health Sciences High and Middle College	578.00	473,960.00
Helendale Elementary	1,088.14	892,274.80
Hesperia Unified	21,018.40	17,235,088.00
Lucerne Valley Unified	939.82	770,652.40
Needles Unified	999.08	819,245.60
Oro Grande Elementary	5,292.86	4,340,145.20
Silver Valley Unified	2,040.66	1,673,341.20
Snowline Joint Unified	7,364.55	6,038,931.00
Trona Joint Unified	267.37	219,243.40
Victor Elementary	12,365.51	10,139,718.20
Victor Valley Union High	11,413.76	9,359,283.20
	96,957.73	79,505,338.60

Desert Mountain SELPA
Schedule B - Funding Exhibit and Funding by LEA
2022-23 P-1 Certified 2/17/2023

APPORTIONMENT SUMMARY		
Net Funding Entitlement (C-4)	I-1	73,950,499.60
PS/RS Apportionment (D-11)	I-2	1,845,674.41
Low Incidence (E-3)	I-3	2,395,481.77
Out-of-Home Care Apportionment (F-1)	I-4	5,984,260.00
Extraordinary Cost Pool Apportionment (G-3, Annual Only; else 0)	I-5	-
Adjustment for NSS with Declining Enrollment (H-6)	I-6	-
Total Apportionment (Sum of I-1 through I-6)	I-7	84,175,916
Property Taxes and Excess ERAF		5,554,839
Total AB 602 Funding		89,730,755
Federal Local Assistance		19,609,790
Total Funding with Local Assistance		109,340,545
Less PS/RS		(1,845,674)
Less PS/RS Adjustment		
Allocation Methodology) Base + Property Tax * 4%	3,180,213.54	(1,334,539)
Less Low Incidence Materials & Equipment (K-8)		(2,395,482)
Less Out of Home Care (K-9)		(5,984,260)
Total Funding (Equally Distributed per ADA)		97,780,589
SELPA ADA Schedule C		96,957.73
AB602 Funding per ADA		1,008.49

Desert Mountain SELPA
Schedule B - ADA
Current Year, Prior Year, Second Prior Year

	2022-23 District Countywide Charter District Charter ADA	2022-23 County ADA (all funded 2022-23 P-1)	2022-23 Funded ADA
1 LEA			
2 County Operated Programs	-	106.61	106.61
3 Academy for Academic Excellence	1,393.60	-	1,393.60
4 Norton Science and Language Academy	1,036.75	-	1,036.75
5 Adelanto Elementary	7,670.58	80.62	7,751.20
6 Apple Valley Unified	12,510.06	92.80	12,602.86
7 Baker Valley Unified	119.45	3.10	122.55
8 Barstow Unified	5,989.71	59.72	6,049.43
9 Bear Valley Unified	2,212.21	18.80	2,231.01
10 Excelsior Charter School	2,171.25	-	2,171.25
11 Excelsior Charter School Corona-Norco	124.32	-	124.32
12 Health Sciences High and Middle College	578.00	-	578.00
13 Helendale Elementary	1,074.95	13.19	1,088.14
14 Hesperia Unified	20,924.95	93.45	21,018.40
15 Lucerne Valley Unified	925.53	14.29	939.82
16 Needles Unified	938.86	60.22	999.08
17 Oro Grande Elementary	5,290.71	2.15	5,292.86
18 Silver Valley Unified	2,036.64	4.02	2,040.66
19 Snowline Joint Unified	7,282.06	82.49	7,364.55
20 Trona Joint Unified	262.74	4.63	267.37
21 Victor Elementary	12,169.84	195.67	12,365.51
22 Victor Valley Union High	11,306.96	106.80	11,413.76
23 Total	96,019.17	938.56	96,957.73

Desert Mountain SELPA
Schedule B - ADA
Current Year, Prior Year, Second Prior Year

		Annual R-2							
		2020-21 District ADA	2020-21 Countywide Charter	2020-21 District Charter ADA	Subtotal District/Charter	2020-21 County ADA	2020-21 ADA Rported by County OOS Tuition	Subtotal County	Total 2020-21
1	LEA								
2	County Operated Programs	-		-	-	83.89	-	83.89	83.89
3	Academy for Academic Excellence	-		1,393.60	1,393.60	-	-	-	1,393.60
4	Norton Science and Language Academy	-	789.20	-	789.20	-	-	-	789.20
5	Adelanto Elementary	7,670.58		-	7,670.58	-	63.45	63.45	7,734.03
6	Apple Valley Unified	12,510.06		-	12,510.06	-	100.01	100.01	12,610.07
7	Baker Valley Unified	116.16		-	116.16	-	4.49	4.49	120.65
8	Barstow Unified	5,989.71		-	5,989.71	-	53.83	53.83	6,043.54
9	Bear Valley Unified	2,212.21		-	2,212.21	-	10.33	10.33	2,222.54
10	Excelsior Charter School	-	1,892.32	-	1,892.32	-	-	-	1,892.32
11	Excelsior Charter School Corona-Norco	-		94.67	94.67	-	-	-	94.67
12	Health Sciences High and Middle College	-		578.00	578.00	-	-	-	578.00
13	Helendale Elementary	633.29		441.66	1,074.95	-	5.86	5.86	1,080.81
14	Hesperia Unified	20,924.95		-	20,924.95	-	89.16	89.16	21,014.11
15	Lucerne Valley Unified	858.53		-	858.53	-	18.97	18.97	877.50
16	Needles Unified	938.86		-	938.86	-	130.81	130.81	1,069.67
17	Oro Grande Elementary	88.05		4,631.31	4,719.36	-	1.78	1.78	4,721.14
18	Silver Valley Unified	2,036.64		-	2,036.64	-	2.80	2.80	2,039.44
19	Snowline Joint Unified	7,099.79		-	7,099.79	-	70.02	70.02	7,169.81
20	Trona Joint Unified	262.74		-	262.74	-	6.04	6.04	268.78
21	Victor Elementary	11,708.44		461.40	12,169.84	-	172.11	172.11	12,341.95
22	Victor Valley Union High	10,240.77		995.58	11,236.35	-	106.27	106.27	11,342.62
23	Total	83,290.78	2,681.52	8,596.22	94,568.52	83.89	835.93	919.82	95,488.34

Desert Mountain SELPA
Schedule B - ADA
Current Year, Prior Year, Second Prior Year

		Annual							
		2021-22 District ADA	2021-22 Countywide Charter	2021-22 District Charter ADA	Subtotal District/Charter	2021-22 County ADA	2021-22 ADA Rported by County OOS Tuition	Subtotal County	Total 2021-22
1	LEA								
2	County Operated Programs	-	-	-	-	74.35	-	74.35	74.35
3	Academy for Academic Excellence	-	-	1,321.07	1,321.07	-	-	-	1,321.07
4	Norton Science and Language Academy	-	965.35	-	965.35	-	-	-	965.35
5	Adelanto Elementary	6,720.53	-	-	6,720.53	-	63.74	63.74	6,784.27
6	Apple Valley Unified	11,331.07	-	-	11,331.07	-	92.36	92.36	11,423.43
7	Baker Valley Unified	119.45	-	-	119.45	-	2.95	2.95	122.40
8	Barstow Unified	5,134.68	-	-	5,134.68	-	53.33	53.33	5,188.01
9	Bear Valley Unified	1,917.39	-	-	1,917.39	-	14.15	14.15	1,931.54
10	Excelsior Charter School	-	2,012.49	-	2,012.49	-	-	-	2,012.49
11	Excelsior Charter School Corona-Norco	-	-	115.38	115.38	-	-	-	115.38
12	Health Sciences High and Middle College	-	-	537.91	537.91	-	-	-	537.91
13	Helendale Elementary	589.30	-	485.17	1,074.47	-	9.80	9.80	1,084.27
14	Hesperia Unified	19,715.28	-	-	19,715.28	-	92.80	92.80	19,808.08
15	Lucerne Valley Unified	857.39	-	-	857.39	-	19.63	19.63	877.02
16	Needles Unified	773.87	-	-	773.87	-	131.06	131.06	904.93
17	Oro Grande Elementary	86.04	-	5,032.51	5,118.55	-	1.68	1.68	5,120.23
18	Silver Valley Unified	1,785.42	-	-	1,785.42	-	3.89	3.89	1,789.31
19	Snowline Joint Unified	6,984.19	-	-	6,984.19	-	76.73	76.73	7,060.92
20	Trona Joint Unified	205.74	-	-	205.74	-	3.45	3.45	209.19
21	Victor Elementary	10,597.54	-	421.94	11,019.48	-	170.62	170.62	11,190.10
22	Victor Valley Union High	10,130.89	-	740.83	10,871.72	-	97.37	97.37	10,969.09
23	Total	76,948.78	2,977.84	8,654.81	88,581.43	74.35	833.56	907.91	89,489.34

Desert Mountain SELPA
Schedule B - ADA
Current Year, Prior Year, Second Prior Year

		P-1							
		2022-23 District ADA	2022-23 Countywide Charter	2022-23 District Charter ADA	Subtotal District/Charter	2022-23 County ADA	2022-23 ADA Rported by County OOS Tuition	Subtotal County	Total 2022-23
1	LEA								
2	County Operated Programs	-	-	-	-	106.61	-	106.61	106.61
3	Academy for Academic Excellence	-	-	1,378.67	1,378.67		-	-	1,378.67
4	Norton Science and Language Academy	-	1,036.75	-	1,036.75		-	-	1,036.75
5	Adelanto Elementary	6,913.22	-	-	6,913.22		80.62	80.62	6,993.84
6	Apple Valley Unified	12,212.46	-	-	12,212.46		92.80	92.80	12,305.26
7	Baker Valley Unified	114.24	-	-	114.24		3.10	3.10	117.34
8	Barstow Unified	5,714.01	-	-	5,714.01		59.72	59.72	5,773.73
9	Bear Valley Unified	1,897.39	-	-	1,897.39		18.80	18.80	1,916.19
10	Excelsior Charter School	-	2,171.25	-	2,171.25		-	-	2,171.25
11	Excelsior Charter School Corona-Norco	-	-	124.32	124.32		-	-	124.32
12	Health Sciences High and Middle College	-	-	473.93	473.93		-	-	473.93
13	Helendale Elementary	628.39	-	400.94	1,029.33		13.19	13.19	1,042.52
14	Hesperia Unified	20,782.28	-	-	20,782.28		93.45	93.45	20,875.73
15	Lucerne Valley Unified	925.53	-	-	925.53		14.29	14.29	939.82
16	Needles Unified	849.81	-	-	849.81		60.22	60.22	910.03
17	Oro Grande Elementary	81.56	-	5,209.15	5,290.71		2.15	2.15	5,292.86
18	Silver Valley Unified	1,801.37	-	-	1,801.37		4.02	4.02	1,805.39
19	Snowline Joint Unified	7,282.06	-	-	7,282.06		82.49	82.49	7,364.55
20	Trona Joint Unified	205.92	-	-	205.92		4.63	4.63	210.55
21	Victor Elementary	10,782.96	-	434.98	11,217.94		195.67	195.67	11,413.61
22	Victor Valley Union High	10,530.88	-	776.08	11,306.96		106.80	106.80	11,413.76
23	Total	80,722.08	3,208.00	8,798.07	92,728.15	106.61	831.95	938.56	93,666.71

Desert Mountain SELPA
Schedule C - Purchased Services Projection
Updated 2/25/2023

	A	B	C	D	E	F	G	H	I
		SELPA Related Services and Education Support	Intensive Therapeutic Services	D/M Children's Center Mental Health Services	County Regional Services	Served by Other Districts	Served for Other Districts	Total Purchased Services	Preschool Assessments
1	Local Education Agency								
2	County Operated Programs	-	-	-	54,130,874	-	-	54,130,874	78,394
3	Academy for Academic Excellence	(101,136)	-	-	(11,650)	-	-	(112,786)	-
4	Norton Science and Language Academy	(119,196)	-	-	(6,064)	-	-	(125,260)	-
5	Adelanto Elementary	(120,400)	(35,504)	(498,239)	(6,376,463)	(478,061)	533,988	(6,974,679)	(49,512)
6	Apple Valley Unified	(1,415,904)	(266,757)	(1,508,524)	(6,887,850)	(94,723)	134,046	(10,039,712)	-
7	Baker Valley Unified	-	-	-	(4,332)	-	-	(4,332)	-
8	Barstow Unified	(875,308)	(354,076)	(583,965)	(3,689,451)	(248,944)	5,760	(5,745,984)	(24,756)
9	Bear Valley Unified	(284,746)	(46,059)	-	(1,456,132)	-	-	(1,786,937)	-
10	Excelsior Charter School	(75,852)	-	-	(33,357)	-	-	(109,209)	-
11	Excelsior Charter School Corona-Norco	-	-	-	-	-	-	-	-
12	Health Sciences High and Middle College	-	-	-	-	-	-	-	-
13	Helendale Elementary	(57,792)	(16,312)	-	(1,227,655)	(9,237)	-	(1,310,996)	(4,126)
14	Hesperia Unified	(3,227,924)	(121,864)	(1,475,156)	(6,792,355)	(347,136)	149,564	(11,814,871)	-
15	Hesperia Unified (Joshua Circle Nurse-3Chords)	-	-	-	(72,000)	-	-	(72,000)	-
16	Lucerne Valley Unified	(177,590)	(31,665)	-	(941,010)	-	-	(1,150,265)	-
17	Needles Unified	-	-	-	(1,918,411)	-	-	(1,918,411)	-
18	Needles Unified (Nursing)	-	-	-	(35,000)	-	-	(35,000)	-
19	Oro Grande Elementary	(112,574)	-	(6,900)	(136,647)	-	-	(256,121)	-
20	Silver Valley Unified	(22,274)	(26,868)	-	(379,739)	(433)	220,826	(208,488)	-
21	Snowline Joint Unified	(921,662)	(26,868)	(605,827)	(5,264,508)	(286,843)	242,705	(6,863,003)	-
22	Trona Joint Unified	-	-	-	(469,755)	-	-	(469,755)	-
23	Victor Elementary	(1,335,838)	(117,066)	(590,289)	(11,284,443)	(380,758)	614,983	(13,093,411)	-
24	Victor Valley Union High	(352,772)	(193,830)	(1,563,180)	(7,144,052)	(239,546)	183,809	(9,309,571)	-
25	SELPA Low Incidence Entitlement (0296)	-	-	-	-	-	-	-	-
26	DMCC MHS (483F)	-	-	6,832,080	-	-	-	6,832,080	-
27	SELPA Related Services (0297)	9,200,968	1,236,869	-	-	-	-	10,437,837	-
28	Total Purchased Services	-	-	-	-	(2,085,681)	2,085,681	-	-

Desert Mountain SELPA
Schedule D - Small District Protection

	A	B	C	C	D	E	F	G	H		I	J	K	L
	Local Education Agency	SPED Apportionment 6500/3310	Apportionment (Exclude LEAs < 2501 ADA)	% of Apportionment > 2500 LEA	Total Purchased Services	Revenue Less Purchased Services	Small District Shortfall	* Small District NPS/NPA (Includes Indemnity Offset)	Small District Costs (Transportation, Special Circumstances)	SELPA Contribution	Small District Protection	Small District Guarantee - Green Highlight Guarantee > Apportionment	Less All Related - Itinerant - SELPA Services	Revised Small District Guarantee < 1500 ADA (Not to Exceed Apportionment)
1											3,076,942			
2	County Operated Programs	107,515	-	0	54,209,268	54,316,783	-	-	-	-	-	-	-	-
3	Academy for Academic Excellence	1,405,427	-	0	(112,786)	1,292,641	-	-	-	-	-	-	-	-
4	Norton Science and Language Academy	1,045,549	-	0	(125,260)	920,289	-	-	-	-	-	-	-	-
5	Adelanto Elementary	7,816,983	7,816,983	9.24%	(7,024,191)	792,792	-	-	-	-	(284,407)	-	-	-
6	Apple Valley Unified	12,709,818	12,709,818	15.03%	(10,039,712)	2,670,106	-	-	-	-	(462,425)	-	-	-
7	Baker Valley Unified	123,590	-	0	(4,332)	119,258	-	35,000	-	-	-	89,863	-	89,863
8	Barstow Unified	6,100,770	6,100,770	7.21%	(5,770,740)	330,030	-	-	-	-	(221,966)	-	-	-
9	Bear Valley Unified	2,249,944	-	0	(1,786,937)	463,007	-	-	-	-	-	-	-	-
10	Excelsior Charter School	2,189,677	-	0	(109,209)	2,080,468	-	-	-	-	-	-	-	-
11	Excelsior Charter School Corona-Norco	125,375	-	0	-	125,375	-	-	-	-	-	-	-	-
12	Health Sciences High and Middle College	582,905	-	0	-	582,905	-	-	-	-	-	-	-	-
13	Helendale Elementary	1,097,375	-	0	(1,315,122)	(217,747)	429,430	-	169,945	-	-	211,682	-	211,682
14	Hesperia Unified	21,196,779	21,196,779	25.06%	(11,814,871)	9,381,908	-	-	-	-	(771,208)	-	-	-
15	Lucerne Valley Unified	947,796	-	0	(1,150,265)	(202,469)	590,783	-	-	-	-	388,314	-	388,314
16	Needles Unified	1,007,559	-	0	(1,953,411)	(945,852)	1,398,133	-	-	-	-	452,281	-	452,281
17	Oro Grande Elementary	5,337,779	5,337,779	6.31%	(256,121)	5,081,658	-	-	-	-	(194,206)	-	-	-
18	Silver Valley Unified	2,057,979	-	0	(208,488)	1,849,491	-	-	-	-	-	-	-	-
19	Snowline Joint Unified	7,427,051	7,427,051	8.78%	(6,863,003)	564,048	-	-	-	-	(270,220)	-	-	-
20	Trona Joint Unified	269,639	-	0	(469,755)	(200,116)	453,651	-	-	-	-	253,535	-	253,535
21	Victor Elementary	12,470,453	12,470,453	14.75%	(13,093,411)	(622,958)	-	-	-	-	(453,716)	-	-	-
22	Victor Valley Union High	11,510,626	11,510,626	13.61%	(9,309,571)	2,201,055	-	-	-	-	(418,794)	-	-	-
23	SELPA Low Incidence Entitlement (0296)	2,395,482	-	0	-	2,395,482	-	-	-	-	-	-	-	-
24	SELPA Related Services (0297)	-	-	0	10,437,837	10,437,837	-	-	-	-	-	-	-	-
25	SELPA PS/RS (0293)	3,180,214	-	0	-	3,180,214	-	-	-	-	-	-	-	-
26	SELPA Out-of-Home (298B)	5,984,260	-	0	-	5,984,260	-	-	-	-	-	-	-	-
27	Total	109,340,545	84,570,260	100.00%	(6,760,080)	102,580,465	2,871,997	35,000	169,945	-	(3,076,942)	1,395,676	-	1,395,676

Desert Mountain SELPA
Schedule E - LEA Expense
Non-Public Schools/Agencies

	A	B	C	D	E	F	G
		100% Funded NPS LCI	NPS ADA LCFF Offset for 100% LCI	Out-of-Home Funding for 100% LCI	LEA Paid NPS/NPA Non-LCI	Less Indemnity (Maximum \$30,000)	Net District Paid NPS/NPA Costs
1	Local Education Agency						
2	County Operated Programs	-	-	-	-	-	-
3	Academy for Academic Excellence	-	-	-	-	-	-
4	Norton Science and Language Academy	-	-	-	-	-	-
5	Adelanto Elementary	-	-	-	504,467	(30,000)	474,467
6	Apple Valley Unified	176,055	(27,224)	148,831	3,544,211	(30,000)	3,514,211
7	Baker Valley Unified	-	-	-	65,000	(30,000)	35,000
8	Barstow Unified	-	-	-	3,314,400	(30,000)	3,284,400
9	Bear Valley Unified	-	-	-	10,275	(10,275)	-
10	Excelsior Charter School	-	-	-	-	-	-
11	Excelsior Charter School Corona-Norco	-	-	-	-	-	-
12	Health Sciences High and Middle College	-	-	-	55,978	(30,000)	25,978
13	Helendale Elementary	-	-	-	5,026	(5,026)	-
14	Hesperia Unified	-	-	-	3,706,319	(30,000)	3,676,319
15	Lucerne Valley Unified	-	-	-	194,777	(30,000)	164,777
16	Needles Unified	-	-	-	-	-	-
17	Oro Grande Elementary	-	-	-	77,756	(30,000)	47,756
18	Silver Valley Unified	-	-	-	39,264	(30,000)	9,264
19	Snowline Joint Unified	-	-	-	669,179	(30,000)	639,179
20	Trona Joint Unified	-	-	-	33,395	(30,000)	3,395
21	Victor Elementary	-	-	-	697,371	(30,000)	667,371
22	Victor Valley Union High	-	-	-	1,980,342	(30,000)	1,950,342
23	Total	176,055	(27,224)	148,831	14,897,759	(405,301)	14,492,459

Desert Mountain SELPA
Schedule F - LEA Expense
X-Pot Contribution

X-Pot Rate 253.00

	Local Education Agency	Pupil Count	X-Pot Contribution
1			
2	County Operated Programs	1,295	327,635
3	Academy for Academic Excellence	167	42,251
4	Norton Science and Language Academy	155	39,215
5	Adelanto Elementary	1,034	261,602
6	Apple Valley Unified	1,774	448,822
7	Baker Valley Unified	16	4,048
8	Barstow Unified	988	249,964
9	Bear Valley Unified	278	70,334
10	Excelsior Charter School	344	87,032
11	Excelsior Charter School Corona-Norco	19	4,807
12	Health Sciences High and Middle College	101	25,553
13	Helendale Elementary	139	35,167
14	Hesperia Unified	3,017	763,301
15	Lucerne Valley Unified	138	34,914
16	Needles Unified	163	41,239
17	Oro Grande Elementary	637	161,161
18	Silver Valley Unified	317	80,201
19	Snowline Joint Unified	1,154	291,962
20	Trona Joint Unified	58	14,674
21	Victor Elementary	1,426	360,778
22	Victor Valley Union High	1,754	443,762
29	Total	14,974	3,788,422
30	Total District Transfers (0292 - 8677)	12,893	3,261,929
31	Total LEA Charter (0292 - 5748)	786	198,858
32	DM Operations (2900) (0292 - 5748)	1,003	253,759
33	DM Operations (0295 - Infant) (0292 - 5748)	55	13,915
34	DM Operations (0495 - Preschool) (0292 - 5748)	237	59,961
35	Total	14,974	3,788,422



MEMORANDUM

Date: March 3, 2023
To: Directors of Special Education
From: Richard Frederick, Area Director *RF*

Subject: Audiological Service Reports

Attached are the Audiological Service Reports for the month of February 2023 by district.

If you have any questions concerning these reports, please contact Dale Folkens, Ed. D. Principal at (760) 244-6131 ext. 247 or via email at dale.folkens@sbcss.net.



Desert/Mountain Special Education Local Plan Area
17800 Highway 18
Apple Valley, CA 92307-1219

P 760-552-6700
F 760-242-5363
W www.dmselpa.org

MEMORANDUM

Date: March 24, 2023

To: Directors of Special Education

From: Codi Andersen, Occupational/Physical Therapy Supervisor

Subject: **Occupational and Physical Therapy Reports**

Attached are the occupational and physical therapy Current Students Direct Services reports by district.

If you have any questions concerning either report, please contact me at (760) 955-3659 at Codi.Andersen@cahelp.org

Desert Mountain SELPA
2022-2023 Non-Public School Placement Report

	January				February				March				April				May				June			
	District Placed	Residential Placed	LCI/Foster Placed	TOTAL	District Placed	Residential Placed	LCI/Foster Placed	TOTAL	District Placed	Residential Placed	LCI/Foster Placed	TOTAL	District Placed	Residential Placed	LCI/Foster Placed	TOTAL	District Placed	Residential Placed	LCI/Foster Placed	TOTAL	District Placed	Residential Placed	LCI/Foster Placed	TOTAL
Adelanto	3			3	3			3	3			3												
Apple Valley	18		5	23	19		6	25	17		7	24												
Baker																								
Barstow	5	1		6	5	1		6	5	1		6												
Bear Valley																								
Helendale																								
Hesperia	20	1		21	20	1		21	20	1		21												
High Tech High																								
Lucerne Valley	1			1	1			1	1			1												
Needles																								
Oro Grande																								
Silver Valley		2		2		2		2		2		2												
Snowline	7			7	7			7	7		2	9												
Trona																								
Victor Elem	5	1	1	7	6	1	1	8	7	1	1	9												
VVUHSD	17		2	19	19		3	22	19		3	22												
TOTALS	76	5	8	89	80	5	10	95	79	5	13	97												
2020-21 Totals	77	4	11	92	77	4	11	92	75	4	9	88	77	5	7	89	80	5	6	91	77	5	5	87
2020-21 Totals	82	7	16	104	83	3	18	104	82	3	18	103	83	5	17	105	82	5	13	101	82	5	13	101
2019-20 Totals	76	7	18	101	76	8	15	99	78	7	16	101	78	7	15	100	77	7	16	100	75	6	16	97
2018-19 Totals	56	18	10	84	63	15	10	88	66	15	13	94	76	13	15	103	81	12	17	110	82	12	17	111
2017-18 Totals	32	17	5	54	30	16	5	51	33	16	6	55	30	17	5	51	21	17	6	44	23	17	5	45
2016-17 Totals	88	21	15	124	79	20	13	112	79	17	14	110	87	17	14	118	90	19	14	123	90	21	14	125

Desert Mountain SELPA
2022-2023 Non-Public School Placement Report

	July				August				September				October				November				December			
	District Placed	Residential Placed	LCI/Foster Placed	TOTAL	District Placed	Residential Placed	LCI/Foster Placed	TOTAL	District Placed	Residential Placed	LCI/Foster Placed	TOTAL	District Placed	Residential Placed	LCI/Foster Placed	TOTAL	District Placed	Residential Placed	LCI/Foster Placed	TOTAL	District Placed	Residential Placed	LCI/Foster Placed	TOTAL
Adelanto	5			5	5			5	2			2	3			3	4			4	3			3
Apple Valley	13	2	5	20	13	2	5	20	14	2	6	22	17	1	8	26	18	1	5	24	17	1	6	24
Baker																								
Barstow	4	2		6	4	2		6	5	2		7	5	2		7	4	2		6	5	1		6
Bear Valley																								
Helendale																								
Hesperia	17			17	17			17	20	1		21	22	1		23	21	1		22	21	1		22
High Tech High																								
Lucerne Valley																	1			1	1			1
Needles																								
Oro Grande																								
Silver Valley		1		1		1		1		1		1		2		2		2		2		2		2
Snowline	6			6	6			6	6			6	7			7	5			5	7			7
Trona																								
Victor Elem	6			6	6			6	3	1		4	3	1		4	4	1		5	4	1		5
VVUHSD	19		1	20	19		1	20	20		2	22	18		2	20	16		2	18	17		2	
TOTALS	70	5	6	81	70	5	6	81	70	6	9	85	75	6	11	92	73	6	8	87	75	5	9	89
2021-22 Totals	83	4	8	95	82	4	8	94	80	4	10	94	80	4	9	93	80	4	9	93	78	5	10	93
2020-21 Totals	78	6	16	100	69	6	15	90	81	4	18	103	80	4	18	102	80	4	17	101	83	4	17	104
2019-20 Totals	80	11	19	110	74	11	16	101	73	8	17	98	74	8	19	101	75	8	19	102	75	8	19	102
2018-19 Totals	56	18	10	84	63	15	10	88	66	15	13	94	76	13	15	103	81	12	17	110	82	12	17	111
2017-18 Totals	32	17	5	54	30	16	5	51	33	16	6	55	30	17	5	51	21	17	6	44	23	17	5	45

Upcoming Trainings

Date/Time	Event	Location
3/29/2023 2:30 PM - 5:30 PM	UNDERSTANDING AND MANAGING BEHAVIORS IN AUTISM	VIRTUAL
3/29/2023 9:00 AM - 10:30 A	WEBIEP MORNING QUESTION AND ANSWER SESSION	VIRTUAL
3/30/2023 1:30 PM - 4:30 PM	UNDERSTANDING THE IMPACT OF GRIEF AND LOSS FOR CHILDREN AND ADOLESCENCE	DMESC
4/1/2023 -	BEHAVIORAL INTERVENTION PLAN PRINCIPLES- THE BIP LEVEL 1	ONLINE
4/1/2023 -	DISABILITY AWARENESS	ONLINE
4/1/2023 -	STRUCTURED LITERACY: WHAT, WHY, WHO, AND HOW? (SELF-PACED COURSE)	VIRTUAL
4/6/2023 2:00 PM - 4:00 PM	MEANINGFUL PARENT PARTICIPATION	VIRTUAL
4/7/2023 8:30 AM - 3:30 PM	CPI	DMESC
4/11/2023 9:00 AM - 10:30 A	WEBIEP MORNING QUESTION AND ANSWER SESSION	VIRTUAL
4/12/2023 2:00 PM - 3:30 PM	WEBIEP AFTERNOON QUESTION AND ANSWER SESSION	VIRTUAL

For more information, visit the CAHELP Staff Development calendar ([url: www.cahelp.org/calendar](http://www.cahelp.org/calendar))
 17800 Highway 18, Apple Valley, California 92307
 (760) 552-6700 Office * (760) 242-5363 Fax

Upcoming Trainings

Date/Time	Event	Location
4/18/2023 5:30 PM - 7:30 PM	13TH ANNUAL TRANSITION RESOURCE FAIR-STUDENTS, PARENTS AND EDUCATORS	DMESC
4/18/2023 5:30 PM - 7:30 PM	13TH ANNUAL TRANSITION RESOURCE FAIR-VENDOR	DMESC
4/20/2023 1:00 PM - 4:30 PM	UNDERSTANDING AND SUPPORTING STUDENTS WITH ADVERSE CHILDHOOD EXPERIENCES (ACES)	DMESC
4/21/2023 8:30 AM - 3:30 PM	TRAUMA PLAY	HDC
4/25/2023 2:00 PM - 3:30 PM	WEBIEP AFTERNOON QUESTION AND ANSWER SESSION	VIRTUAL
4/27/2023 1:30 PM - 3:30 PM	SUPPORTING YOUR STUDENTS' MENTAL HEALTH AND WELL-BEING	DMESC

For more information, visit the CAHELP Staff Development calendar ([url: www.cahelp.org/calendar](http://www.cahelp.org/calendar))
17800 Highway 18, Apple Valley, California 92307
(760) 552-6700 Office * (760) 242-5363 Fax